

July 17, 2024

**DGM – Corporate Relations,
BSE Limited**
Phiroze Jeejeebhoy Towers,
Dalal Street,
Mumbai – 400 001
Scrip Code - 500210

**The Listing Department
National Stock Exchange of India Limited**
Exchange Plaza, Plot No. C – 1,
Block G, Bandra – Kurla Complex, Bandra (East),
Mumbai – 400 051
Scrip Symbol – INGERRAND EQ

Dear Sir/Madam,

Subject: Notice of 102nd Annual General Meeting and Annual Report 2023-24

In compliance with Regulation 34 (1) of SEBI (Listing Obligations and Disclosure Requirements) Regulations, 2015, please find enclosed Notice convening the 102nd Annual General Meeting and Annual Report for the financial year 2023-24 which will be circulated to the shareholders through electronic mode. The 102nd AGM will be held on Tuesday, August 13, 2024 at 12.00 noon IST through video conference and other audio visual means (VC).

The Notice and the Annual Report will be made available on the Company's website at <https://www.irco.com/en-in/invest>

You are requested to take the same on record and bring this to the notice of the members accordingly.

Thanking you,

Yours faithfully,
For Ingersoll-Rand (India) Limited




P. R. SHUBHAKAR
Chief Financial Officer & Company Secretary

CC:
National Security Depository Limited
Central Depository Services (India) Limited



**Compounding growth
Unlocking potential
through execution**



Ingersoll-Rand (India) Limited

REGISTERED OFFICE & CORPORATE OFFICE

First Floor,
Subramanya Arcade
No. 12/1, Bannerghatta Road,
Bengaluru – 560 029
Phone : +91 80 4685 5100
Fax : +91 80 4169 4399
Website : <https://www.irco.com/en-in/invest>

REGIONAL AND OTHER OFFICES

Ahmedabad-Bengaluru-
Chennai-Gurugram-Kolkata-
Mumbai-Pune-Secunderabad

MANUFACTURING FACILITY

21-30, G.I.D.C. Estate,
Naroda,
Ahmedabad - 382 330

BOARD OF DIRECTORS

Mr. Sekhar Natarajan Chairman
Mr. Sunil Khanduja Director - Operations
Mr. Rajesh Ganjoo Executive Director
Mr. P. R. Shubhakar Chief Financial Officer & Company Secretary
Ms. Jayantika Dave
Ms. Vijaya Sampath

AUDITORS

Deloitte Haskins & Sells
Chartered Accountants

SOLICITORS

Krishnamurthy & Co.
Bengaluru

BANKERS

Bank of America Bank of India
Citibank N. A. Central Bank of India
Standard Chartered Bank

REGISTRAR AND SHARE TRANSFER AGENTS

Link Intime India Private Limited
C-101, 1st Floor, 247 Park,
Lal Bahadur Shastri Marg, Vikhroli (West),
Mumbai 400 083.

Highlights of the Year

	2023-24		2022-23	
Domestic Sales	Rs.	90,660.18 lakhs	Rs.	79,816.00 lakhs
Export Sales	Rs.	20,219.24 lakhs	Rs.	26,210.84 lakhs
Sale of Services	Rs.	8,642.35 lakhs	Rs.	7,051.40 lakhs
Other Revenue from Operations	Rs.	1,847.64 lakhs	Rs.	2,000.93 lakhs
Total Revenue from Operations	Rs.	121,369.41 lakhs	Rs.	115,079.17 lakhs
Profit before tax	Rs.	29,803.92 lakhs	Rs.	24,629.90 lakhs
As a % of revenue from operations		24.56		21.40
Total Comprehensive Income	Rs.	22,332.87 lakhs	Rs.	18,269.53 lakhs
As a % of revenue from operations		18.40		15.88
Return on total resources (%)		26.21		21.27
Net worth per share	Rs.	183.82	Rs.	183.11
Earnings per share	Rs.	70.45	Rs.	57.86
Price earnings ratio*		54.83 times		46.27 times
Dividend per share for the year	Rs.	70.00	Rs.	50.00
Dividend Cover		1.01 times		1.16 times
Net revenue from operations/total assets		1.4 times		1.3 times
Total Comprehensive Income/gross fixed assets (%)		117.81		101.12
No. of employees		539		535
No. of shareholders		35,643		34,703

*Basis 52 weeks High Price on BSE – Refer Sl. No.19 of "Ten Years at a Glance" on page no.122

Distribution Schedule Of Shareholdings

	Number of Shares	Percentage(%)
Promoter & Promoter Group	23,676,000	75.00%
Institutional Investors (Includes Govt. sponsored Financial Institutions/ FII/Nationalized & other Banks/Mutual Funds)	2,198,129	6.96%
Bodies Corporate & Trusts	1,263,285	4.00%
Directors and their relatives	100	0.00%
Others	4,430,486	14.04%
Total	31,568,000	100.00%

Contents

Highlights of the Year.....	2
Notice	4-15
Annexure to Notice	16-19
Directors' Report.....	20-35
Annexure to Directors Report (Annexure-A), Information Required Under Section 134 (3) of the Companies Act, 2013 Read With Rule 8 Of The Companies (Accounts) Rules, 2014.....	36-38
Annexure to Directors Report (Annexure-B), Corporate Social Responsibility Report.....	39-45
Annexure to Directors Report (Annexure-C), Information as per Section 197 (12) read with Rule 5 of Companies (Appointment and Remuneration of Managerial Personnel) Rules, 2014.....	46
Annexure to Directors Report (Annexure-D), Secretarial Audit Report.....	47-49
Annexure to Directors Report (Annexure-D1), Secretarial Compliance Report	50-52
Annexure to Directors Report (Annexure - E), Form AOC-2	53
Annexure to Directors Report (Annexure-F), Report on Corporate Governance	54-79
Annexure to Directors Report (Annexure G), Business Responsibility and Sustainability Report ..	80-121
Distribution of Income/Ten years at a Glance	122-123
Independent Auditors' Report.....	124-134
Balance Sheet	135
Statement of Profit and Loss.....	136
Statement of Cash Flows.....	137-138
Statement of Changes in Equity.....	139
Notes to the Financial Statements	140-194

Notice

Notice is hereby given that the 102nd Annual General Meeting of Ingersoll – Rand (India) Limited (the “Company”) will be held on Tuesday, August 13, 2024 at 12.00 noon (IST) through Video Conferencing (“VC”) or Other Audio Visual Means (“OAVM”) facility without the physical presence of the Members at a common venue in conformity with the regulatory provisions and the Circulars issued by Ministry of Corporate Affairs, Government of India to transact the businesses mentioned below.

The proceedings of the Annual General Meeting (AGM) shall be deemed to be conducted at the Registered Office of the Company situated at First Floor, Subramanya Arcade, No. 12/1, Bannerghatta Road, Bengaluru 560 029 which shall be the deemed venue of the AGM.

ORDINARY BUSINESS

1. To receive, consider and adopt the Audited Balance Sheet as March 31, 2024 and Statement of Profit and Loss for the financial year ended on March 31, 2024 together with the reports of the Board of Directors and the Auditors thereon.
2. To declare dividend of Rs. 20 per equity share of Rs. 10 each for the financial year ended on March 31, 2024.
3. To appoint a Director in place of Mr. P. R. Shubhakar (DIN: 06688703), who retires by rotation and being eligible, offers himself for reappointment.

To consider, and, if thought fit, to pass the following resolution, with or without modification (s), as an **Ordinary Resolution**:

RESOLVED THAT Mr. P. R. Shubhakar (DIN: 06688703), who retires by rotation, pursuant to Article 131 of the Articles of Association of the Company and Section 152 of the Companies Act, 2013, and being eligible for reappointment, be and is hereby reappointed as Director of the Company.

SPECIAL BUSINESS

4. To approve payment of remuneration to directors other than whole time directors and managing directors of the Company

To consider, and, if thought fit, to pass, with or without modification, the following resolution as an **Ordinary Resolution**: -

RESOLVED THAT pursuant to the provisions of Section 197 and other applicable provisions, if any, of the Companies Act, 2013 (“the Act”) approval of the Company be and is hereby accorded for the payment

to Non-Executive Directors (who are neither in the whole time employment nor managing director nor resident in India), remuneration, by way of commission, calculated in accordance with the provisions of the Act not exceeding one percent of the net profits of the Company and to be allocated to each Non-Executive Director as may be determined by the Board of Directors of the Company (the “Board”) and/or Committee thereof in each financial year.

RESOLVED FURTHER THAT this resolution shall be effective for a period of five years from the financial year commencing from April 1, 2024.

5. To ratify the remuneration to the Cost Auditors of the Company for Financial Year 2024 - 25

To consider and, if thought fit, to pass, with or without modification(s), the following resolution as an **Ordinary Resolution**: -

RESOLVED THAT pursuant to the provisions of Section 148(3) and other applicable provisions, if any, of the Companies Act, 2013 read with Companies (Audit and Auditors) Rules, 2014 and Companies (Cost Records and Audit) Rules, 2014 (including any statutory modification(s) or re-enactment thereof for the time being in force), M/s. Ashish Bhavsar & Associates, Cost Accountants (Firm Registration Number 000387) appointed as Cost Auditors by the Board of Directors of the Company to conduct the audit of cost accounting records of the Company for the financial year ending March 31, 2025 be paid a remuneration of Rs. 3,00,000/- (Rupees three lakhs only) plus reimbursement of out of pocket expenses actually incurred during the course of audit and applicable taxes

RESOLVED FURTHER THAT the Board of Directors (including a Committee thereof) be and are hereby authorised to settle any question, difficulty or doubt, that may arise in giving effect to this resolution and to do all such acts, deeds, matters and things as may be necessary, proper or expedient for the purpose of implementing and giving effect to this resolution.

NOTES

1. The Ministry of Corporate Affairs (“MCA”) vide its Circular No. 09/2023 dated September 29, 2023 (“MCA Circular”) and SEBI vide its Circular No. SEBI/HO/DDHS/DDHS-RACPOD1/P/CIR/2023/001 dated January 5, 2023 has permitted the holding of the Annual General Meeting (“AGM”) through Video Conference/Other Audio Visual Means, without the

Notice

- physical presence of the Members at a common venue. Pursuant to the provisions of the Companies Act, 2013 and the SEBI (Listing Obligations and Disclosure Requirements) Regulations, 2015 read with the Circular issued by MCA and SEBI, 102nd AGM of the Company is being conducted through Video Conferencing (VC)/ Other Audio-Visual Means (OAVM).
- National Securities Depository Limited (NSDL) shall be providing facility for voting through remote e-voting, for participation in the AGM through VC/OAVM facility and e-voting during the AGM. The procedure for participating in the AGM through VC/OAVM is explained in subsequent paragraphs below. Participation at the AGM through VC/OAVM shall be allowed on a first-come-first-served basis.
 - Pursuant to MCA Circular mentioned above, the Members will not be allowed to attend the AGM in person, and attendance of Members through VC/OAVM will be counted for the purpose of reckoning the quorum under section 103 of the Companies Act, 2013 (the "Act").
 - IN TERMS OF THE MCA CIRCULAR, THE AGM IS BEING HELD THROUGH VC/OAVM AND PHYSICAL ATTENDANCE OF MEMBERS HAS BEEN DISPENSED WITH. THEREFORE, THE FACILITY TO APPOINT PROXY BY THE MEMBERS WILL NOT BE AVAILABLE AND CONSEQUENTLY, THE PROXY FORM AND ATTENDANCE SLIP ARE NOT ANNEXED TO THIS NOTICE CONVENING THE 102ND AGM OF THE COMPANY (THE NOTICE).**
 - Since the AGM will be held through VC in accordance with the Circulars, the route map and attendance slip are not attached to this Notice.
 - However, in pursuance of Section 113 of the Act and Rules framed thereunder, corporate members are entitled to appoint authorized representatives for the purpose of voting through remote e-voting or for the participation and e-voting during the AGM, through VC/OAVM. Institutional shareholders (other than individuals, HUF, NRI, etc.) are required to send scanned copy (PDF/JPG Format) of the relevant Board Resolution / Power of Attorney / appropriate Authorization Letter with attested specimen signature(s) of the duly authorized signatory(ies) who are authorized to vote, to the Scrutinizer through e-mail at nateshcs@gmail.com with a copy marked to Pramod.hegde@irco.com
 - Members holding shares in the same name under different Ledger Folios are requested to apply for consolidation of such Folios and send the relevant share certificates to the Share Transfer Agent/ Company. In case of Joint-holders, the Member whose name appears as the first holder in the order of names as per the Register of Members of the Company will be entitled to e-vote during the AGM.
 - Members who hold shares in physical form can nominate a person in respect of all the shares held by them singly or jointly. Members who hold shares in single name are advised, in their own interest to avail the nomination facility. Members holding shares in dematerialized form may contact their respective depository participant(s) for recording nomination in respect of their shares.
 - An Explanatory Statement pursuant to Section 102 of the Act and Rules framed thereunder, setting out the material facts in respect of Item Nos. 3 to 5 above and the relevant details of the Director seeking reappointment under Item No. 3 above as required under Regulation 26 and Regulation 36 of the Securities and Exchange Board of India (Listing Obligations and Disclosure Requirements) Regulations, 2015 ("SEBI Listing Regulations") and as required under Secretarial Standards – 2 on General Meetings issued by the Institute of Company Secretaries of India is annexed hereto.
 - In compliance with the MCA Circular, the Notice calling the AGM and the Annual Report of the Company containing the Financial Statements, including Board's Report, Auditor's Report and other documents for the financial year ended March 31, 2024, is being sent by electronic mode to those Members whose e-mail addresses are registered with the Company or the Registrar and Share Transfer Agents (the RTA), i.e. Link Intime India Private Limited or the Depository Participant(s). Pursuant to the Order passed by National Company Law Tribunal (NCLT) dated December 18, 2023, TSR Consultants Private Limited has merged with Link Intime India Private Limited with effect from December 22, 2023. Accordingly, the name of RTA of the Company is changed from TSR Consultants Private Limited to Link Intime India Private Limited (Link Intime / RTA).
 - Members who have not yet registered their email addresses are requested to register the same with their DPs in case the shares are held by them in electronic form and with the Company or RTA in case the shares are held by them in physical form. The Notice and the Annual Report for the financial year ended March 31, 2024 shall be available on the websites of the Company

Notice

viz. <https://www.irco.com/en-in/invest> and of the Stock Exchanges where Equity Shares of the Company are listed. The Notice shall be available on the e-Voting website of the agency engaged for providing e-Voting facility i.e., National Securities and Depository Limited (NSDL) viz. <https://www.evoting.nsdl.com>

12. As per Regulation 40 of SEBI Listing Regulations, as amended from time to time, securities of listed companies can be transferred only in dematerialized form with effect from, April 1, 2019, except in case of request received for transmission or transposition of securities. In view of this and to eliminate all risks associated with physical shares and for the ease of portfolio management, members holding shares in physical form are requested to consider converting their holdings to dematerialized form. Members can contact the Company or Company's Registrars and Transfer Agents, Link Intime India Private Limited in this regard.
 13. The voting rights of Members shall be in proportion to their shares in the paid-up equity share capital of the Company as on the cut-off date on August 6, 2024.
 14. A person whose name is recorded in the Register of Members or in the beneficial owners maintained by the depositories as on the cut-off date only shall be entitled to avail the facility of remote e-Voting or e-voting at the AGM.
 15. A person who is not a Member as on the cut-off date should treat this Notice for information purposes only.
 16. Any person who acquires shares of the Company and becomes a member of the Company after dispatch of Notice of the AGM and holds shares as on the cut-off date i.e. August 6, 2024 may obtain a User ID and Password by sending a request at <https://www.evoting@nsdl.co.in>
 17. Only those Members who are present in the AGM through VC/OAVM facility and have not cast their votes on resolutions through remote e-Voting and are otherwise not barred from doing so, shall be allowed to vote through e-Voting system during the AGM. However, Members who would have cast their votes by remote e-Voting may attend the Meeting, but shall neither be allowed to change the votes already cast nor cast votes again during the Meeting and accordingly, their presence shall also be counted for the purpose of quorum under Section 103 of the Act.
 18. In case of any queries, you may refer the Frequently Asked Questions (FAQs) for Members and e-Voting user manual for Members available at Downloads section of <https://www.evoting@nsdl.com>
 19. Members holding shares in physical mode or whose e-mail addresses are not registered, may cast their votes through e-Voting system, after registering their e-mail addresses by sending the following documents to the Company's RTA:
 - (i) Scanned copy of signed request letter, mentioning the name, folio number/demat account details & number of shares held and complete postal address;
 - (ii) Self-attested scanned copy of PAN card; and
 - (iii) Self-attested scanned copy of any document (such as AADHAR card / latest electricity bill / latest telephone bill / driving license / passport / voter ID card / bank passbook) in support of the postal address of the Member as registered against their shareholding.
- Members who hold shares in physical mode and already having valid e-mail addresses registered with the Company/RTA need not take any further action in this regard.
20. Members holding shares in physical form are requested to intimate any change of address and / or bank mandate to Company's Registrar and Share Transfer Agents at the earliest.
 21. The Securities and Exchange Board of India (SEBI) has mandated submission of Permanent Account Number (PAN) by every participant in the securities market. Members holding shares in electronic form are, therefore, requested to submit the PAN to their DPs with whom they are maintaining their demat accounts. Members holding shares in physical form can submit their PAN details to the Registrar and Share Transfer Agents of the Company.
 22. SEBI, vide its circular dated November 03, 2021 (subsequently amended by circulars dated December 14, 2021, March 16, 2023 and November 17, 2023) mandated that the security holders (holding securities in physical form), whose folio(s) do not have PAN or Choice of Nomination or Contact Details or Mobile Number or Bank Account Details or Specimen Signature updated, shall be eligible for any dividend payment in respect of such folios, only through electronic mode with effect from April 01, 2024, only upon furnishing the PAN, choice of nomination, contact details including mobile number, bank account details and specimen signature.

Notice

23. Pursuant to Section 72 of the Companies Act, 2013, Members holding shares in dematerialized form may file nomination in the prescribed Form SH-13 (in duplicate) with the respective DPs and in respect of shares held in physical form, such nomination may be filed with the Company's Registrar and Share Transfer Agents.
24. Procedure to raise Questions / seek Clarifications:
- (i) As the AGM is being conducted through VC/OAVM, the Members are encouraged to express their views / send their queries well in advance for smooth conduct of the AGM before 5.00 PM (IST) August 9, 2024 mentioning their names, folio numbers / demat account numbers, e-mail addresses at Pramod.hegde@irco.com and only such questions/queries received by the Company till the said date and time shall be considered and responded during the AGM.
 - (ii) Members willing to express their views or ask questions during the AGM are required to register themselves as speakers by sending their requests from Thursday, August 1, 2024 (9.00 AM IST) to Friday, August 9, 2024 (5.00 PM IST) at Pramod.hegde@irco.com from their registered e-mail addresses mentioning their names, folio numbers / demat account numbers, PAN details and mobile numbers. Only those members who have registered themselves as speakers will be allowed to express their views/ask questions during the AGM. The Chairman of the Meeting / the Company reserves the right to restrict the number of questions, time allotted and number of speakers to ensure smooth conduct of AGM.
25. The Register of Members and the Share Transfer Books of the Company will remain closed from, July 10, 2024 to July 12, 2024 both days inclusive, for the purpose of payment of dividend, if declared at this AGM.
26. The Dividend on Equity Shares as recommended by the Board of Directors for the financial year ended on March 31, 2024, if declared at this AGM, will be paid:
- (i) in respect of shares held in electronic form on the basis of beneficial ownership as per details furnished by the National Securities Depository Limited (NSDL) and the Central Depository Services (India) Limited (CDSL), as at the end of business hours on July 9, 2024;
 - (ii) in respect of shares held in physical form to those Members whose names appear on the Register of Members of the Company after giving effect to all valid share transfers lodged with the Registrars and Share Transfer Agents on or before July 9, 2024. The Company will dispatch the demand drafts towards dividend on August 26, 2024 onwards;
27. The Securities and Exchange Board of India ("SEBI") and the Ministry of Corporate Affairs have made it mandatory for all the Listed Companies to offer Electronic Clearing Service ("ECS"), NEFT, RTGS facilities for payment of dividend, wherever applicable. This facility offers various benefits like timely credit of dividend to the shareholders account, elimination of loss of instruments in transit or fraudulent encashment, etc. Bank account details given by Members to their Depository Participant(s) (DPs) and passed on to the Company by such DPs would be printed on the demand drafts of the concerned Members. Members who hold shares in dematerialized form must, therefore, give instructions regarding their bank account details to their DPs. The Company will not act on any request received directly from Members for changes in their bank account details. Further, instructions, if any, given by Members for shares held in physical form will not be applicable to the dividend paid on shares held in electronic form.
28. Pursuant to Finance Act, 2020, dividend income will be taxable in the hands of shareholders w.e.f. April 1, 2020 and the Company is required to deduct income tax at source from dividend paid to shareholders at the prescribed rates. For the prescribed rates for various categories, the shareholders are requested to refer to the Finance Act, 2020 and amendments thereof. The shareholders are requested to update their PAN with the Company/Link Intime India Private Limited (in case of shares held in physical mode) and with their respective depositories (in case of shares held in demat mode). A Resident individual shareholder with PAN and who is not liable to pay income tax can submit a yearly declaration in Form No. 15G/15H, to avail the benefit of non-deduction of tax at source, by email to Pramod.hegde@irco.com by 11:59 p.m. IST on July 26, 2024. Shareholders are requested to note that in case their PAN is not registered, the tax will be deducted at a higher rate of 20%. Shareholders should consult their tax advisors for the applicable tax provisions.

Notice

29. For withholding of taxes as mentioned above, the residential status of the shareholders will be considered as per the data available with the Company/RTA/the Depository Participants (the "DPs"). In case there is change in their status, then the shareholders are requested to update their current status with the Company/RTA/the DPs at the earliest.
30. Non-resident shareholders can avail beneficial rates under tax treaty between India and their country of residence, subject to providing necessary documents i.e. No Permanent Establishment and Beneficial Ownership Declaration, Tax Residency Certificate, Form 10F, any other document that may be required to avail the tax treaty benefits by sending an email to Pramod.hegde@irco.com. The previously mentioned declarations and documents need to be submitted by the shareholders by 11:59 p.m. IST on July 26, 2024.
31. If the tax on said Dividend is deducted at a higher rate in absence of receipt of or satisfactory completeness of the aforementioned details/documents, the shareholder may claim an appropriate refund in the Return of Income filed with their respective Tax authorities, if eligible. No claim shall lie against the Company for such taxes deducted. The Company will comply with TDS compliances prescribed. The Company will arrange to send e-mail soft copy of the TDS certificates at the members registered e-mail ids in due course, post payment of said dividend. Members will also be able to see the credit of TDS in Form 26AS which can be downloaded from their Income-Tax e-filing account.
32. SEBI vide circular nos. SEBI/HO/OIAE/OIAE_IAD-1/P/CIR/2023/131 dated July 31, 2023 and SEBI/HO/OIAE/OIAE_IAD-1/P/CIR/2023/135 dated August 4, 2023 read with master circular no. SEBI/HO/OIAE/OIAE_IAD-1/P/CIR/2023/145 dated August 11, 2023, had issued guidelines towards an additional mechanism for investors to resolve their grievances by way of Online Dispute Resolution ('ODR') through a common ODR portal. Pursuant to above-mentioned circulars, post exhausting the option to resolve their grievance with the Company/its Registrar and Share Transfer Agent directly and through existing SCORES platform, the investors can initiate dispute resolution through the ODR Portal (<https://smartodr.in/login>).
33. Transfer of Unclaimed or Unpaid dividend to the Investor Education and Protection Fund (IEPF)
- (i) Pursuant to Sections 124 and 125 of the Act read with the Investor Education and Protection Fund Authority (Accounting, Audit, Transfer and Refund) Rules, 2016 (IPEF Rules), all unpaid or unclaimed dividends are required to be transferred

by the Company to the Investor Education and Protection Fund (IEPF) established by the Central Government, after completion of seven (7) years. Further according to the Act and IEPF Rules, shares in respect of which dividend has not been paid or claimed by the shareholders for seven (7) consecutive years or more shall also be transferred to the demat account created by the IEPF Authority. Accordingly, the Company would be transferring the unpaid or unclaimed dividend as below:

Particulars	Due Date of Transfer to IEPF Account	Last Date for payment to investors
Final Dividend for the financial year 2016-17	September 7, 2024	August 14, 2024
Interim Dividend for the financial year 2017-18	December 13, 2024	November 20, 2024

- (ii) Members are requested to ensure that they claim the dividends relating to above financial year(s) before these are transferred to the said Fund. Members are requested to make their claims to the Company / Registrar and Share Transfer Agents immediately. Members are also requested to furnish Bank Account No., name of the Bank, Branch, IFSC Code and Place with PIN Code No. where the account is maintained to prevent fraudulent encashment of demand drafts.
- (iii) During the financial year 2023-24, the Company has transferred unclaimed dividend and the corresponding shares thereto to IEPF as follows:

Particulars	Amount of dividend in Rupees	No. of equity shares
Final dividend for the financial year 2015-16	316,572	3,099
Interim dividend for the financial year 2016-17	337,434	3,217

- (iv) The dividend and shares transferred to the IEPF can be claimed by the shareholders from the IEPF Authority after complying with the procedure prescribed under the Rules.
- (v) Pursuant to the provisions of Investor Education and Protection Fund Authority (Accounting, Audit, Transfer and Refund) Rules, 2016, the Company has uploaded the details of unclaimed Dividend amounts lying with the Company as on August 11, 2023 (date of last Annual General Meeting) on the

Notice

website of the Company <https://www.irco.com/en-in/invest> and also on the website of Ministry of Corporate Affairs.

- (vi) To Claim the equity shares and dividend which were transferred to the Investor Education and Protection Fund, the shareholders are requested to visit the website i.e., <https://www.iepf.gov.in/content/iepf/global/master/Home/HelpAndFAQs/faqs-for-claimants.html> to know the procedure for claiming the Shares and Dividend transferred to the Investor Education and Protection Fund Authority.
- (vii) The Shareholders who have not encashed the dividends are requested to make their claim to the Secretarial Department of the Company by writing to e mail Pramod.Hegde@irco.com or to RTA at iepfclaim@linkintime.co.in.

INSTRUCTIONS FOR THE MEMBERS FOR ATTENDING THE AGM THROUGH VIDEO CONFERENCE / OTHER AUDIO-VISUAL MODE

1. Members will be able to attend the AGM through VC/OAVM or view the live webcast of the AGM provided by NSDL at <https://www.evoting.nsdl.com> by using their remote e-Voting login credentials and selecting the EVEN for the AGM.
2. Member will be provided with a facility to attend the AGM through VC/OAVM through the NSDL e-Voting system. Members may access the same at <https://www.evoting.nsdl.com> under shareholders/members login by using the remote e-voting credentials. The link for VC/OAVM will be available in shareholder/ members login where the EVEN of Company, i.e. 129268 will be displayed. Please note that the members who do not have the User ID and Password for e-Voting or have forgotten the User ID and Password may retrieve the same by following the remote e-Voting instructions mentioned in the notice to avoid last minute rush. Further, members can also use the OTP based login for logging into the e-Voting system of NSDL.
3. Facility of joining the AGM through VC/ OAVM shall open 15 minutes before the time scheduled for the AGM and will be available for Members on first come first served basis.
4. The facility for joining the AGM shall close at the expiry of 15 minutes after the scheduled time or once the capacity is filled, whichever is earlier.
5. Members are encouraged to join the Meeting through Laptops for better experience.
6. Please note that members/shareholders participating from Mobile Devices or Tablets or through Laptop connecting via Mobile Hotspot may experience Audio/

Video loss due to fluctuation in their respective network. It is therefore recommended to use stable Wi-Fi or LAN Connection to mitigate any kind of aforesaid glitches.

E-VOTING

In terms of the provisions of Section 108 and 109 of the Companies Act, 2013 (the Act) read with Rule 20 and 21 of the Companies (Management and Administration) Rules, 2014 (hereinafter called "the Rules" for the purpose of this Section of the Notice) and Regulation 44 of the Securities and Exchange Board of India (Listing Obligations and Disclosure Requirements) Regulations, 2015, the Company is providing facility to exercise votes on the items of business given in the Notice through electronic voting system to members holding shares as on August 6, 2024 (End of Day) being the Cut-off date fixed for determining voting rights of members, entitled to participate in the e-voting process both remote e voting and e voting during e-AGM.

In accordance with the MCA Circular, the Members are requested to take note of the following:

Process for procuring user ID and password for e-voting for those shareholders whose email IDs are not registered with the depositories / Company.

1. Shareholders may send a request to evoting@nsdl.co.in for procuring user ID and password for e-voting.
2. If shares are held in physical mode, please provide Folio Number, name of Member, scanned copy of the share certificate (front and back), PAN (self-attested scanned copy of PAN card), Aadhaar (self-attested scanned copy of Aadhaar Card).
3. In case shares are held in demat mode, please provide DP ID and Client ID (16-digit DP ID + Client ID or 16-digit beneficiary ID), name of Member, client master or copy of consolidated account statement, PAN (self-attested scanned copy of PAN card), Aadhaar (self-attested scanned copy of Aadhaar Card).
4. If you are an individual shareholder holding securities in demat mode, you are requested to refer to the login method explained at Step 1 (A) i.e., Login method for e-voting and voting during the meeting for individual shareholders holding securities in demat mode.

Members holding shares of the Company in electronic form can verify/update their email address and mobile number with their respective Depository Participants ("DPs").

Process for registering e-mail addresses to receive this Notice electronically and cast votes electronically:

Registration of e-mail addresses with RTA: The Company has made special arrangements with the RTA

Notice

for registration of e-mail addresses of those Members (holding shares either in electronic or physical form) who wish to receive this Notice electronically and cast votes electronically. Eligible Members whose e-mail addresses are not registered with the Company/DPs are required to provide the same to RTA on or before 5.00 p.m. (IST) on Tuesday, August 6, 2024.

Process to be followed for registration of e-mail address is as follows:

- Visit the link https://tcpl.linkintime.co.in/EmailReg/Email_Register.html
- Select the Name of the Company from dropdown
- Enter the Folio No./DP ID, Client ID, Shareholder Name, PAN details, Mobile no. and E-mail id. Shareholders holding shares in physical form are required to additionally enter one of their share certificate numbers.
- System will send OTP on mobile no and email id.
- Enter OTP received on mobile no and email id.
- The system will then confirm the e-mail address for the limited purpose of service of Notice of AGM and Annual Report 2023-24.

The above system also provides a facility to the Members holding shares in physical form to upload a self-attested copy of their PAN Card, if the PAN details are not updated in accordance with the requirements prescribed by SEBI.

After successful submission of the e-mail address, NSDL will e-mail a copy of this AGM Notice and Annual Report for FY 2023-24 along with the e-Voting user ID and password. In case of any queries, Members may write to evoting@nsdl.co.in.

However, Members holding shares in electronic form will have to once again register their email address and mobile number with their DPs, to permanently update the said information.

Those Members who have already registered their e-mail address are requested to keep their e-mail addresses validated with their DP/Company's RTA to enable servicing of notices / documents / Annual Reports etc. electronically to their e-mail address. Members may follow the process detailed below for registration of email ID:

Type of Holder	Process to be followed	
Physical	For availing the following investor services, send a written request in the prescribed forms to the RTA of the Company, Link Intime India Private Limited either by email to csg-unit@linkintime.co.in or by post to C101, 1st Floor, 247 Park, Lal Bahadur Shastri Marg, Vikhroli (West), Mumbai 400 083	
	Form for availing investor services to register PAN, email address, bank details and other KYC details or changes / update thereof for securities held in physical mode	Form ISR – 1
	Update of signature of securities holder	Form ISR – 2
	For nomination as provided in the Rules 19 (1) of Companies (Share capital and debenture) Rules, 2014	Form SH-13
	Declaration to opt out	Form ISR – 3
	Cancellation of nomination by the holder(s) (along with ISR-3) / Change of Nominee	Form SH-14
	Form for requesting issue of Duplicate Certificate and other service requests for shares / debentures / bonds etc., held in physical form	ISR – 4
	The forms for updating the above details are available https://www.tcplindia.co.in → Investor Services → Downloads → Forms → Formats for KYC.	
Demat	Please contact your DP and register your email address and bank account details in your demat account, as per the process advised by your DP.	

- SEBI has mandated the submission of PAN, KYC details and nomination by holders of physical securities and linking PAN with Aadhaar. Shareholders are requested to submit their PAN, KYC and nomination details to the Company's registrars Link Intime India Private Limited at <https://www.linkintime.co.in/> → Investor Services → Downloads → Forms → Formats for KYC. The forms for updating the same are available.

Notice

2. Members holding shares in electronic form are therefore, requested to submit their PAN to their depository participant(s). In case a holder of physical securities fails to furnish these details or link their PAN with Aadhaar before the due date June 30, 2023, RTA is obligated to freeze such folios. The securities in the frozen folios shall be eligible to receive payments (including dividend) and lodge grievances only after furnishing the complete documents. If the securities continue to remain frozen as on December 31, 2025, the RTA / the Company shall refer such securities to the administering authority under the Benami Transactions (Prohibitions) Act, 1988, and / or the Prevention of Money Laundering Act, 2002.

The instructions for e-voting are as follows:

The way to vote electronically on NSDL e-Voting system consists of "Two Steps" which are mentioned below:

Step 1: Access to the NSDL e-voting system

Step 2: Cast your vote electronically on NSDL e-voting system.

Step 1: Access to the NSDL e-voting system

Login method for e-Voting for shareholders other than Individual shareholders holding securities in demat mode and shareholders holding securities in physical mode.

Members whose email IDs are registered with the Company/Depository Participants (s), will receive an email from NSDL which will include details of E-Voting Event Number (EVEN), USER ID and password. They will have to follow the following process:

- A. Launch internet browser by typing the URL: <https://www.evoting.nsdl.com>
- B. Click on shareholder login
- C. Put user ID and password as initial password/ PIN noted in step (i) above. Click Login.

User - ID for Members holding shares in Demat Form:

- For NSDL: 8 Character DP ID followed by 8 Digits Client ID.
- For CDSL: 16 digits beneficiary ID.

Enter the Verification code i.e., please enter the alphabets and numbers in the exact way as they are displayed for security reasons.




- D. Password change menu appears. Change the password/PIN with new password of your choice with minimum 8 digits/characters or combination thereof. Note new password.

- E. It is strongly recommended not to share your password with any other person and take utmost care to keep your password confidential. Home page of e-Voting opens. Click on e-Voting: Active Voting Cycles.
- F. Login again with the new credentials.
- G. On successful login, the system will prompt you to select the "EVEN" i.e., "129268".
- H. Now you are ready for e-Voting as Cast Vote Page opens.
- I. On the voting page, enter the number of shares (which represents the number of votes) as on the Cut-off date under "FOR /AGAINST" or alternatively, you may partially enter any number in "FOR" and partially "AGAINST" but the total number in "FOR / AGAINST" taken together shall not exceed your total shareholding as mentioned above. If the member does not indicate either "FOR" or "AGAINST" it will be treated as "ABSTAIN" and the shares held will not be counted under either head.
- J. Members holding multiple folios may choose to vote differently for each folio / demat account.
- K. Upon confirmation, the message "Vote cast successfully" will be displayed.
- L. Once you have voted on the resolution, you will not be allowed to modify your vote.
- M. You can also take the printout of the votes cast by you by clicking on the print option on the confirmation page.
- N. Members can cast their vote online from 9.00 A.M. (IST) on August 8, 2024 to 5.00 P.M. (IST) on August 12, 2024.
- O. Institutional holders (i.e. other than individuals, HUF, NRI etc.) are required to send scanned copy (PDF/JPG format) of the relevant Board Resolution/Authority Letter etc. together with attested specimen signature of the duly authorised signatory(ies) who are authorized to vote, to the Scrutinizer through e-mail to evoting@irco.com with a copy marked to evoting@nsdl.co.in
- P. In case of any queries/grievances, you may refer the Frequently Asked Questions (FAQs) for Members and e-voting User Manual available at the 'download' section of evoting@nsdl.com of NSDL or can be addressed to Ms. Prajakta Pawle, Assistant Manager, NSDL, 4th Floor, 'A' Wing, Trade World, Kamala Mills Compound, Senapati Bapat Marg, Lower Parel, Mumbai - 400 013. E-mail: evoting@nsdl.co.in, Toll Free No. 1800222990

Notice

(A) Login method for e-voting and voting for individual shareholders holding securities in demat mode

In terms of the SEBI circular dated December 9, 2020 on the e-voting facility provided by listed companies and as part of increasing the efficiency of the voting process, the e-voting process has been enabled to all individual shareholders holding securities in demat mode to vote through their demat account maintained with depositories and depository participants. Shareholders are advised to update their mobile number and email ID in their demat accounts to access e-voting facility.

Type of Shareholders	Login method
Individual shareholders holding securities in demat mode with NSDL	<p>I. NSDL IDeAS Facility</p> <p>If you are already registered for the NSDL IDeAS facility,</p> <ol style="list-style-type: none"> 1. Please visit the e-Services website of NSDL. Open the web browser by typing the following URL: https://eservices.nsdl.com/ either on a personal computer or mobile phone. 2. Once the homepage of e-Services is launched, click on the “Beneficial Owner” icon under “Login”, available under the “IDeAS” section. 3. A new screen will open. You will have to enter your user ID and password. After successful authentication, you will be able to see e-voting services. 4. Click on “Access to e-voting” under e-voting services and you will be able to see the e-voting page. 5. Click on options available against company name or e-voting service provider – NSDL and you will be redirected to the NSDL e-voting website for casting your vote during the e-voting period <p>If the user is not registered for IDeAS e-Services,</p> <ol style="list-style-type: none"> 1. The option to register is available at https://eservices.nsdl.com. 2. Select “Register Online for IDeAS” or click on https://eservices.nsdl.com/SecureWeb/IdeasDirectReg.jsp 3. Upon successful registration, please follow steps given in points 1-5 above. <p>II. E-voting website of NSDL</p> <ol style="list-style-type: none"> 1. Visit the e-voting website of NSDL. Open web browser by typing the following https://www.evoting.nsdl.com/ either on a personal computer or mobile phone. 2. Once the homepage of e-voting system is launched, click on the “Login” icon, available under the “Shareholder / Member” section. 3. A new screen will open. You will have to enter your User ID (i.e. your 16-digit demat account number held with NSDL), Password / OTP and a verification code as shown on the screen. 4. After successful authentication, you will be redirected to the NSDL Depository site wherein you can see the e-voting page. Click on options available against company name or e-voting service provider – NSDL and you will be redirected to the e-voting website of NSDL for casting your vote during the e-voting period. 5. Shareholders / Members can also download NSDL Mobile App ‘NSDL Speede’ facility by scanning the QR code mentioned below for seamless voting experience. <div style="text-align: center;"> <p>NSDL Mobile App is available on</p>    </div>

Notice

Type of Shareholders	Login method
Individual shareholders holding securities in demat mode with CDSL	<ol style="list-style-type: none"> 1. Users who have opted for CDSL Easi / Easiest facility, can login through their existing user id and password. Option will be made available to reach e-voting page without any further authentication. The users to login Easi /Easiest are requested to visit CDSL website www.cdslindia.com and click on login icon & New System Myeasi Tab and then use your existing Myeasi username & password. 2. After successful login the Easi / Easiest user will be able to see the e-voting option for eligible companies where the e-voting is in progress as per the information provided by company. On clicking the e-voting option, the user will be able to see e-voting page of the e-voting service provider for casting your vote during the e-voting period. Additionally, there are also links provided to access the system of all e-voting Service Providers, so that the user can visit the e-voting service providers' website directly. 3. If the user is not registered for Easi / Easiest, option to register is available at CDSL website www.cdslindia.com and click on login & New System Myeasi Tab and then click on registration option. 4. Alternatively, the user can directly access e-voting page by providing Demat Account Number and PAN No. from a e-voting link available on www.cdslindia.com home page. The system will authenticate the user by sending OTP on registered Mobile & Email as recorded in the Demat Account. After successful authentication, the user will be able to see the e-voting option where the e-voting is in progress and also able to directly access the system of all e-voting Service Providers.
Individual shareholders (holding securities in demat mode) logging in through their depository participants	<ol style="list-style-type: none"> 1. You can also log in using the login credentials of your demat account through your depository participant registered with NSDL / CDSL for the e-voting facility. 2. Once logged in, you will be able to see the e-voting option. Once you click on the e-voting option, you will be redirected to the NSDL / CDSL depository site after successful authentication, wherein you can see the e-voting feature. 3. Click on the options available against company name or e-voting service provider-NSDL and you will be redirected to the e-voting website of NSDL for casting your vote during the e-voting period

Important note: Members who are unable to retrieve User ID / Password are advised to use "Forgot User ID" and "Forgot Password" options available on the above-mentioned website.

Helpdesk for individual shareholders holding securities in demat mode for any technical issues related to login through depository i.e. NSDL and CDSL:

Login Type	Helpdesk Details
Individual shareholders holding securities in demat mode with NSDL	Members facing any technical issue in login can contact NSDL helpdesk by sending a request at evoting@nsdl.co.in or call the number: 022 - 4886 7000 and 022 - 2499 7000
Individual shareholders holding securities in demat mode with CDSL	Members facing any technical issue in login can contact CDSL helpdesk by sending a request at helpdesk.evoting@cdslindia.com or contact at toll free number:1800 22 55 33

(B) Login method for e-voting other than individual shareholders holding securities in demat mode and shareholders holding securities in physical mode

1. Visit the e-voting website of NSDL. Open the web browser by typing the following URL: <https://www.evoting.nsdl.com/> either on a personal computer or on a mobile phone.

Notice

2. Once the homepage of the e-voting system is launched, click on the icon 'Login', available under 'Shareholder / Member'.
3. A new screen will open. You will have to enter your User ID, Password / OTP and a verification code as shown on the screen.
4. Alternatively, if you are registered for NSDL e-services i.e. IDeAS, you can log in at <https://eservices.nsd.com/> with your existing IDeAS login. Once you log in to NSDL e-services using your login credentials, click on e-voting and you can proceed to Step 2 i.e. Cast your vote electronically on NSDL e-voting system.
5. Your User ID details are given below:

Manner of holding shares i.e. Demat (NSDL or CDSL) or Physical	Your User ID is:
(a) For Members who hold shares in demat account with NSDL	8-character DP ID followed by 8-digit Client ID For example, if your DP ID is IN300*** and Client ID is 12***** then your User ID is IN300***12*****.
(b) For Members who hold shares in demat account with CDSL	16-digit Beneficiary ID For example, if your Beneficiary ID is 12***** then your User ID is 12*****.
(c) For Members holding shares in physical form	EVEN Number followed by Folio Number registered with the Company For example, if your Folio Number is 001*** and EVEN is 129268, then your User ID is 129268001***

6. Password details for shareholders other than individual shareholders are given below:
 - (a) If you are already registered for e-voting, then you can use your existing password to log in and cast your vote.
 - (b) If you are using NSDL e-voting system for the first time, you will need to retrieve the 'initial password' which was communicated to you. Once you retrieve your 'initial password', you need to enter the 'initial password' for the system to prompt you to change your password.
 - (c) How to retrieve your 'initial password'?

If your email ID is registered in your demat account or with the Company, your 'initial password' is communicated to you on your email ID by NSDL. Trace the email sent to you from NSDL from your mailbox. Open the email and open the attachment i.e. a .pdf file. Open the .pdf file. The password to open the .pdf file is your 8-digit Client ID for your NSDL account, or the last 8 digits of your Client ID for CDSL account, or Folio Number for shares held in physical form. The .pdf file contains your 'User ID' and your 'initial password'.
 - (b) Physical User Reset Password? (If you hold shares in physical mode) option available on www.evoting.nsd.com.
 - (c) If you are still unable to get the password by the above two options, you can send a request to evoting@nsdl.co.in mentioning your demat account number / Folio Number, your PAN, your name and your registered address.
 - (d) Members can also use the OTP (One Time Password)-based login for casting their vote on the e-voting system of NSDL.
 7. If you are unable to retrieve or have not received the 'Initial password' or have forgotten your password:
 - (a) Click on 'Forgot User Details / Password?' (If you hold shares in your demat account with NSDL or CDSL) option available on www.evoting.nsd.com.
 8. After entering your password, tick on "Agree with Terms and Conditions" by selecting on the check box.
 9. Now, you will have to click on the 'Login' button.
 10. After you click on the 'Login' button, the homepage of e-voting will open.
- Step 2: Cast your vote electronically on NSDL e-voting system.**
1. After successfully logging in following Step 1, you will be able to see the EVEN of all companies in which you hold shares and whose voting cycle is in active status.
 2. Select the EVEN of Ingersoll-Rand (India) Limited, which is 129268.
 3. Now you are ready for e-voting as the voting page opens.

Notice

4. Cast your vote by selecting the appropriate options i.e., assent or dissent, verify / modify the number of shares for which you wish to cast your vote and click on the 'Submit' and 'Confirm' buttons when prompted.
5. Upon confirmation, the message, 'Vote cast successfully', will be displayed.
6. You can also take a printout of the votes cast by you by clicking on the 'Print' option on the confirmation page.
7. Once you confirm your vote on the resolution, you will not be allowed to modify your vote.
4. Subject to the receipt of sufficient votes, the resolution shall be deemed to be passed at the 102nd Annual General Meeting of the Company scheduled to be held on August 13, 2024. The results declared along with the Scrutinizer's Report shall be placed on the Company's website www.irco.com and on the website of NSDL immediately after the declaration of results by the Chairman or a person authorized by him in writing. The results will also be communicated to BSE Limited and National Stock Exchange of India Limited, where the shares of the Company are listed.

INSTRUCTIONS FOR MEMBERS FOR E-VOTING ON THE DAY OF AGM ARE AS UNDER:

1. The e-voting window shall be activated upon instructions of the Chairman during the e-AGM.
2. The procedure for e-Voting on the day of the AGM is same as the instructions mentioned above for remote e-voting.
3. Only those Members/shareholders, who will be present in the AGM through VC/OAVM facility and have not cast their vote on the Resolutions through remote e-Voting and are otherwise not barred from doing so, shall be eligible to vote through e-Voting system in the AGM.
4. Members who have voted through Remote e-Voting will be eligible to attend the AGM. However, they will not be eligible to vote at the AGM.
5. The details of the person who may be contacted for any grievances connected with the facility for e-Voting on the day of the AGM shall be the same person mentioned for remote e-voting.
5. Register of Directors and Key Managerial Personnel (KMP) and their shareholding under Section 170 of the Companies Act, 2013 and the rules made thereunder, and Register of Contracts maintained under Section 189 of the Companies Act, 2013 and the rules made thereunder are available for inspection at the registered office of the Company.
6. All documents referred to in this Notice and accompanying explanatory statement are open for inspection at the registered office of the Company on all working days of the company between 10.00 am IST and 1.00 pm IST up to the date of the AGM and at the deemed venue of the AGM for the duration of this AGM.
7. As required under Listing Regulations and Secretarial Standard - 2 on General Meetings, details in respect of Directors seeking appointment/re-appointment at the Annual General Meeting are separately annexed hereto. Directors seeking appointment / re-appointment have furnished requisite declarations under Section 164(2) and other applicable provisions of the Companies Act, 2013 including rules framed thereunder.

GENERAL INSTRUCTIONS:

1. Members holding shares either in demat or physical mode who are in receipt of Notice, may cast their votes through e-voting.
2. The Board has appointed Mr. K. Natesh, Practicing Company Secretary, as the Scrutinizer to scrutinize the remote e-Voting process and also e-Voting during the AGM in a fair and transparent manner.
3. The Scrutinizer shall, within a period not exceeding 48 hours from the conclusion of the Annual General Meeting unlock the votes in the presence of at least two (2) witnesses, not in the employment of the Company and make a Scrutinizer's Report containing the details with respect to votes cast in favour, against, neutral/abstained, shall submit the Report to the Chairman/ CFO of the Company.

By Order of the Board of Directors,
For **INGERSOLL – RAND (INDIA) LIMITED**

P. R. SHUBHAKAR
Chief Financial Officer & Company Secretary

Bengaluru, May 28, 2024

Registered Office:

First Floor, Subramanya Arcade,
No. 12/1, Bannerghatta Road,
Bengaluru – 560 029

CIN: L05190KA1921PLC036321

Website: <https://www.irco.com/en-in/invest>

Annexure to the Notice

EXPLANATORY STATEMENT IN RESPECT OF AN ITEM OF ORDINARY RESOLUTION:

Item No. 3

Based on the terms of appointment, and as per provisions of Companies Act, 2013, Mr. P. R. Shubhakar, Chief Financial Officer and Company Secretary of the Company, is liable to retire by rotation at the ensuing Annual General Meeting.

Mr. P. R. Shubhakar was appointed as a Whole-Time Director of the Company with effect from March 7, 2023. The terms and conditions including the remuneration of Mr. P. R. Shubhakar as Whole-Time Director is governed within the limits approved by the members through Postal Ballot dated May 23, 2023. The remuneration payable to him for financial year 2024-25 has been approved by the Nomination and Remuneration Committee within the overall limits approved by the members. The details of remuneration paid to him and number of meetings of the Board and its Committees attended by him during the financial year 2023-24 forms part of the Corporate Governance Report.

Mr. P. R. Shubhakar, being eligible, has offered his candidature for re-appointment.

The Nomination and Remuneration Committee and the Board recommends to the members the re-appointment of Mr. P. R. Shubhakar as Director based on the outcome of performance evaluation.

EXPLANATORY STATEMENT IN RESPECT OF SPECIAL BUSINESS PURSUANT TO THE PROVISIONS OF SECTION 102 OF THE COMPANIES ACT, 2013 ("the Act")

Item No. 4

Under the Act, Non-Executive and Independent Directors have been entrusted with new responsibilities to make their role more objective and purposeful. Keeping in view the enhanced role, responsibilities and duties of directors, it is considered appropriate that the remuneration payable to the Directors by the Company should be commensurate with their increased role, responsibilities and duties.

Article 121 of the Articles of Association of the Company, inter alia, provides for payment of commission to a Director, who is neither in the whole time employment nor a Managing Director of the Company, and fees for attending a meeting

of the Board of Directors or Committee thereof, being the maximum sum as may be prescribed by the Companies Act, 2013 or the Central Government.

Section 197 of the Act, provides, inter alia, that a director, who is neither in the whole-time employment of a Company nor a Managing Director may be paid remuneration by way of commission not exceeding one percent of the net profits of the Company, if the Company has a Managing or Whole time Director or Manager, provided such payment is authorised by ordinary resolution passed in that behalf.

Having regard to the time and attention devoted by the Non-Executive and Independent Directors to the affairs of your Company, the Board of Directors of your Company, has subject to the approval of the members, proposed to remunerate the Non-Executive and Independent Directors (i.e. directors other than the Managing Director and Whole-time Director) by payment of commission not exceeding in aggregate one percent of the net profits of the Company for each financial year, as computed in the manner laid down in Section 198 of the Act. The said remuneration to Non-Executive and Independent Directors shall be in addition to the sitting fee payable to them for attending meetings of the Board and Committees thereof.

The shareholders had approved the payment of commission to the Non-Executive and Independent Directors and passed a resolution under the provisions of Section 197 of the Act at 97th annual general meeting held on August 29, 2019. Validity of this resolution for payment of commission was up to the financial year 2023-24. The overall remuneration that will be paid to directors who are neither managing directors nor whole-time directors will not exceed one per cent of the net profits of the company in the presence of a managing or whole-time director or manager.

It is proposed to take fresh approval for the payment of commission for a period of five years with effect from the financial year commencing from April 1, 2024.

Mr. Sekhar Natarajan, Ms. Jayantika Dave and Ms. Vijaya Sampath, Non-Executive and Independent Directors of the Company, are concerned and interested in this resolution.

None of the Key Managerial Personnel of the Company or their relatives are, in any way, concerned or interested in the resolution set out at Item No. 4 of the Notice.

The Board recommends the Ordinary Resolution set out at Item No. 4 of the Notice for the approval of members.

Annexure to the Notice

Item No.5

The Board of Directors of the Company (the 'Board'), on the recommendation of the Audit Committee, has approved the appointment of M/s. Ashish Bhavsar & Associates, Cost Accountants (Firm Registration Number 000387), as Cost Auditor to conduct the audit of the cost records of the Company as per the Companies (Cost Records and Audit) Rules, 2014 for the financial year ending on March 31, 2025. M/s. Ashish Bhavsar & Associates, Cost Accountants, have submitted a letter confirming their eligibility for appointment as cost auditor.

The Board has, subject to the approval by the Members at this Annual General Meeting, determined the remuneration of the cost auditor at Rs. 3,00,000/- plus reimbursement of out of pocket expenses actually incurred by them in connection with the cost audit and applicable taxes.

In accordance with the provisions of Section 148 of the Act read with Rule 14 of the Companies (Audit and Auditors) Rules, 2014, the remuneration payable to the cost auditor is required to be approved by the Members of the Company. Accordingly, consent of the Members is sought as referred to in the resolution at Item No. 5 of the Notice for the payment of remuneration amounting to Rs. 3,00,000/- plus

reimbursement of out of pocket expenses and applicable taxes for the financial year ending on March 31, 2025.

None of the Directors or Key Managerial Personnel of the Company or their respective relatives are, in any way, interested or concerned, financially or otherwise, in the resolution set out at Item No. 5 of the Notice.

The Board recommends the Ordinary Resolution set forth at Item No. 5 of the Notice for approval by Members.

By Order of the Board of Directors,
For **INGERSOLL – RAND (INDIA) LIMITED**

P. R. SHUBHAKAR
Chief Financial Officer & Company Secretary

Bengaluru, May 28, 2024

Registered Office:

First Floor, Subramanya Arcade,
No. 12/1, Bannerghatta Road,
Bengaluru – 560 029

CIN: L05190KA1921PLC036321

Website: <https://www.irco.com/en-in/invest>

Annexure to the Notice

DETAILS OF DIRECTOR SEEKING RE-APPOINTMENT AT THE ANNUAL GENERAL MEETING

[PURSUANT TO REGULATION 36 OF THE SECURITIES AND EXCHANGE BOARD OF INDIA (LISTING OBLIGATIONS AND DISCLOSURE REQUIREMENTS) REGULATIONS, 2015

Particulars	Item Nos. 3
Name of the Director	Mr. P. R. Shubhakar
Director Identification Number	06688703
Date of Birth / Age	June 3, 1965 / 59 years
Date of appointment as Director	March 7, 2023
Qualification	Chartered Accountant and Company Secretary
Brief profile and nature of expertise in specific functional areas	<ul style="list-style-type: none"> Mr. P. R. Shubhakar has more than three decades of professional experience in various finance, compliance and administration functions. He has extensive knowledge and experience in areas of General & Financial Management, Controllership, Credit & Collection, Financial Planning & Reporting, Direct & Indirect Taxation, Banking & Treasury, Risk Management, Controls & Compliance, Mergers & Acquisitions apart from Company Law and Stock Exchange related compliance matters. He joined Ingersoll Rand (India) Limited in August 2000 having worked earlier in couple of manufacturing organizations including Philips India Limited and Kirloskar Group of companies. He has held various roles with increasing responsibility during his tenure of 23+ years with Ingersoll Rand (India) Limited.
	<ul style="list-style-type: none"> He is also Non-Executive Director on the Board of Ingersoll Rand Technologies and Services Private Limited, Everest Blower Systems Private Limited and Everest Blowers Private Limited, all of which are unlisted entities within Ingersoll Rand Group
	<ul style="list-style-type: none"> He will continue to be the Chief Financial Officer, Company Secretary & Compliance Officer of the Company.
Relationship with other directors, manager and other KMP of the Company	Nil
Terms and Conditions of appointment / re-appointment	Re-appointment as a Whole-Time Director subject to retirement by rotation.
Remuneration last drawn by such person, if applicable and remuneration sought to be paid	Rs. 1,42,54,326/- per annum effective from April 01, 2024 as approved by the Board on the recommendation of the Nomination and Remuneration Committee at their meeting held on March 28, 2024.
Nature of appointment (appointment/re-appointment)	Re-appointment
Date of first appointment on the Board	March 07, 2023

Annexure to the Notice

Particulars	Item Nos. 3
The number of Meetings of the Board attended during the year	Attended all the 05 Board Meetings held during the year 2023-24.
Directorships held in other listed companies in India	Nil
Memberships / Chairmanships of committees held in other listed companies in India	Nil
Shareholding in the Company	100 shares of Rs. 10/- each.

Directorships in foreign companies, membership in governing councils, chambers and other bodies, partnership in firms etc. are not considered.

The aforementioned Directors are not mutually related to any other Director(s) of the Company.

Directors' Report

To

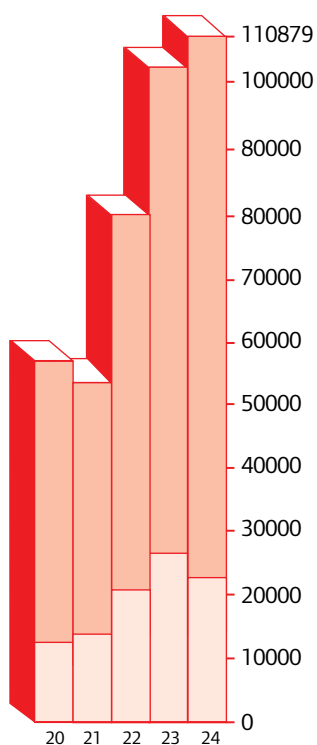
THE MEMBERS,

INGERSOLL – RAND (INDIA) LIMITED

Your Directors are pleased to submit the 102nd Annual Report along with the Audited Balance Sheet and Statement of Profit and Loss for the year ended March 31, 2024, that is, the year under review.

GROSS SALES

(in Rs. Lakhs)



1. FINANCIAL SUMMARY OF THE COMPANY

(Rupees in Lakhs)

	2023-24	2022-23
Total Income (including other income):	124,120	117,007
Gross Profit:	31,785	26,504
(Less): Depreciation and amortization expenses	(1,774)	(1,633)
(Less): Finance costs	(207)	(241)
Profit before taxation and exceptional items	29,804	24,630
(Less): Provision for Current Tax	(8,028)	(6,443)
Add/(Less): Deferred Tax for the year	472	74
Add/(Less): Current Tax relating to prior years (net)	(9)	3
Net Profit	22,239	18,264
Other comprehensive income: (net of tax)	94	5
Total comprehensive income for the year	22,333	18,269
Add: Balance in retained earnings brought forward from earlier years	24,117	21,632
	46,450	39,901
Appropriations:		
Dividends paid (including tax thereon)	22,098	15,784
Balance carried to Balance Sheet as retained earnings	24,352	24,117
	46,450	39,901

2. MANAGEMENT DISCUSSION AND ANALYSIS

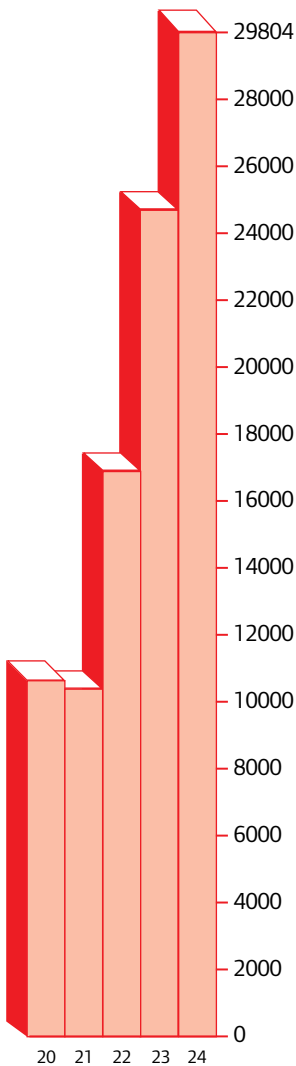
I. Overview of Ingersoll Rand in India

Ingersoll Rand is a leading manufacturer of Compressors and provider of services, enabling customers to create and execute strategies for their industrial transformation.

We are guided by our value system which motivates our attitudes and actions.

For over 100 years we have been waking up every day to help make life better. We are driven by an entrepreneurial spirit and an ownership mindset, inspiring us to care deeply about our neighbors and shared planet. We have a bias for action, take accountability and quickly bounce back from setbacks.

PROFIT BEFORE TAX
(in Rs. Lakhs)



Ingersoll Rand had adopted “Ingersoll Rand Execution Excellence” (IRX) to fuel our performance and power our purpose of making life better for our employees, our customers, our shareholders and our planet.

Our strategic objective is to build a sustainable organization that remains relevant to the agenda of our customers, while creating growth opportunities for our employees, generating profitable growth for our investors and contributing to the communities that we operate in. There are numerous risks and challenges affecting our business. These are discussed in the Annual Report.

II. Industry Structure and Development:

Global Economic Scenario: Amidst the complex geopolitical landscape and the lingering effects of the COVID-19 pandemic, the global manufacturing sector crisis has emerged as a critical challenge, exacerbated by supply chain disruptions and soaring inflation rates. The ongoing Russia- Ukraine conflict has undoubtedly played a role in amplifying these issues. Geopolitical tensions have led to uncertainty, affecting the manufacturing output, supply chain and driving up costs, thereby triggering a domino effect on the global economy. As countries grapple with the consequences of this crisis, they have been forced to reassess their policies and prioritize more sustainable and resilient alternatives. In response, governments worldwide have taken proactive measures to mitigate the impacts of the crisis and build a more secure future.

Global Air Compressors market size was valued at USD 17,424.85 million in 2023 and is expected to expand at a compounded annual growth rate of 5.3% during the year, reaching USD 23,755.35 million by 2031. (source Fortune Business Insights)

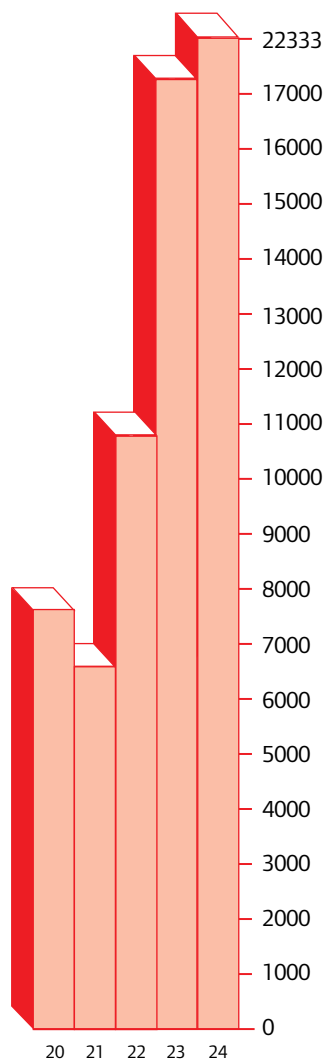
India Economic Scenario: Indian economy has undergone many structural reforms that have strengthened its macroeconomic fundamentals. These reforms have led to India emerging as the fastest-growing economy among G20 economies and is expected to be one of the top three economic powers in the world within the next 5 years, backed by its robust democracy and strong partnerships.

The latest round of FICCI’s Business Confidence Survey reported improved optimism among members of India Inc. The Overall Business Confidence Index surged to 70.9 in the year 2023-24, marking a substantial improvement from the 66.9 recorded in the previous year.

The government’s economic policy focus was to restore India’s growth potential by getting the financial sector back on track, facilitating economic activity by easing conditions for business and massively augmenting physical and digital infrastructure to enhance India’s connectivity and, thus, the competitiveness of its manufacturing sector. With this vision to guide its policies, the government has undertaken diverse economic reforms to prepare the economy to grow at its potential by creating a business-friendly environment, improvising ease of living, and strengthening the governance systems and processes.

The government took targeted measures under the ‘Make in India’ initiative to bolster domestic manufacturing and promote self-reliance across various industries. Manufacturing is emerging as an integral pillar in the country’s

PROFIT AFTER TAX
(in Rs. Lakhs)



economic growth with the performance of key sectors like automotive, engineering, chemicals, pharmaceuticals and consumer durables showing increasing trend.

In the Interim Budget for 2024, Finance Minister Mrs. Nirmala Sitharaman presented key announcements for diverse industries, emphasizing growth and development. Highlights include continued expansion of airports and tourism projects, comprehensive support for dairy farmers, strategies for self-sufficiency in oilseeds and a new scheme for deep-tech technology in the defence sector.

India's Industrial Production touched 5.8% during financial year 2023-24 against 5.2 % in the preceding financial year. The manufacturing sector's growth accelerated to 5.2 % in March 2024 compared to 1.5 % a year ago, according to a statement by the Ministry of Statistics & Programme Implementation.

The Government has been promoting the manufacturing sector coupled with the inflow of FDI in India. The Government of India launched the "Make in India" initiative, which focuses on making India a manufacturing hub. This initiative aims to encourage foreign investors to invest in the manufacturing sector in the country through FDI.

As per the FDI factsheet released by the Department of Promotion of Industry and Internal Trade (DPIIT) India has registered a record total FDI of USD 33 billion in FY 2023-24. The rising number of manufacturing facility in the country would propel the demand for compressors in the coming years.

The Indian Compressor Market generated INR 15,530 lakh revenue in calendar year 2023 and it is projected to witness a compound annual growth rate of 6.6% during years 2024-2030, to reach INR 24,323 lakh by end of calendar year 2030. The growing automotive sector in India is expected to drive the demand for compressors. Additionally, the manufacturing sector in India is growing rapidly and is expected to reach INR 83,50,970 lakh by 2025 subject to the constant support from Government of India.

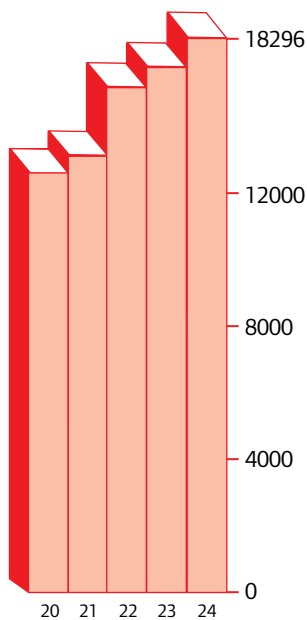
Despite the prevailing uncertainties in the global economy, India has shown remarkable resilience, emerging as the world's fifth-largest economy, surpassing the \$4.12 trillion mark in 2024. India is projected to achieve robust growth rates at 6.6% to 7.0% in the coming years and outpacing developed nations like the US, EU and Japan. The Reserve Bank of India's prudent approach, with a modest increase in interest rates and a strong focus on domestic indicators, supports a GDP growth forecast of 7.6% to 8.0% for the fiscal year 2024-25. The Indian banking sector's solid fundamentals further contribute to sustaining economic growth.

Your Company's products are primarily sold to industries in the automotive, metals, pharmaceutical and textile sectors and these sectors have registered strong growth in the previous quarter.

III. Segment-wise operational performance: Air Solutions is the only segment in your Company's operations. The gross revenue of Air Solutions business for the year under review was Rs. 121,369 lakhs as against Rs. 115,079 lakhs in the previous financial year, a growth of over 5.47%. Your Company continues to focus on local innovation and creating markets "In India; For India; By India".

The profit before tax is Rs. 29,804 lakhs in the year under review as against Rs. 24,630 lakhs in the previous financial year, a significant jump of 21.00%.

GROSS BLOCK
(in Rs. Lakhs)



IV. **Outlook:** Global growth is projected at 3.1% in calendar year 2024 and 3.2% in calendar year 2025 on account of greater than expected resilience in the United States and several large emerging market and developing economies.

India's GDP forecast is expected to be in the range of 6.8% to 7.0% in financial year 2024-25. The Asian Development Bank (ADB) has projected a moderate economic growth rate for India due to various factors such as a global slowdown, tight monetary conditions and elevated oil prices. According to the latest ADB outlook, India's economic growth rate is expected to reach 6.4% in FY 2023-24 from 6.8% in FY 2022-23, while the growth forecast for the current year has been revised downwards to 6.4% from 7.2% earlier projected. However, India's economic growth rate is still stronger than many peer economies and reflects robust domestic consumption and less dependence on global demand.

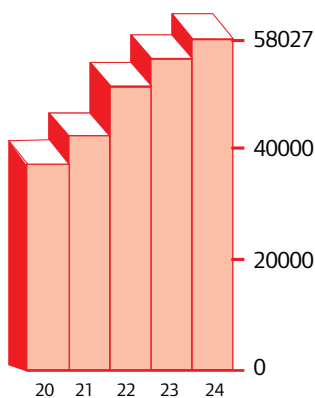
V. **Risk and Concerns:** The primary operating risks which could impact the Company relates to slow-down in the automotive, metals, pharmaceutical and textile sectors, exposure to seasonality for some of its businesses, competition from Indian and global players, volatile exchange rates, interest rate fluctuation, credit risks, import dependence, procurement concentration risks, volatile commodity prices risks, changes in tax and other legislations as well as risks arising out of higher input costs. The Company constantly monitors the challenges from amongst the eco-system comprising competition, industry, product life cycle, raw materials cost and takes steps to maintain and enhance existing competence. The primary threat over and above competitors created by COVID 19 was the demand supply gap, inflationary pressure and supply chain disruption which seems to be easing off though geopolitical volatile conditions still pose a threat. Availability of spurious parts and components at cheap prices continue to disrupt the fair competition. We see an increase in activity of using imports of substandard complete packages which is an added threat. Fluctuating foreign currency rates will have impact on imports.

VI. **Opportunities and Threats:** A confluence of factors on the global and local fronts, such as geo-political equations between countries, the usage of tariff and non-tariff barriers to address trade imbalances, volatility in crude oil and commodity prices, could impact business continuity and consumer confidence. The Company will continue to closely monitor the macro and micro level trends in the global and Indian economy and will take necessary steps to address these challenges.

VII. **Discussion on financial performance with respect to operational performance:** Analyzing Operational and Financial Performance is essentially about converting management data that the business teams has collected into useful information. The same is then used to make management decisions to aid future actions. It is important to regularly review the combined technical and operational/financial performance.

The basic process for analyzing operational and financial performance is more standardized than the process for analyzing technical performance and involves some standardized aspects. It comprises an analysis of financial

NET WORTH
(in Rs. Lakhs)



data resulting from implementation of Operational Plan. Analysis of operational and financial performance is a continuous process, and it is important to find ways to fit this analysis into the overall organizational plan. The board is well aware and has a clear idea about where budget variances are arising from time to time. The board takes corrective steps which may be tactical or strategic ones to match the outcome of the operational performance with the financial performance.

The technical and project managers are well informed about the financial impact of their performance. This helps them to operate efficiently and effectively and to understand the impact of their performance on the financial results of the organization as a whole.

VIII. Material developments in Human Resources / Industrial Relations front, including number of people employed: Your Company is committed to hire, develop and retain the best talents in the industry. Ingersoll Rand has well defined talent deployment processes that help to attract and identify the top talents in the market.

Your Company has derived a competitive Career – Growth opportunity for developing the talent. Well-designed training and development programs, self – learning Linked – in tools, highly engaged Mentorship Programs, managers commitment towards the self-development goals set by the employees. The Company strives to provide fair treatment at workplace, a transparent and equitable compensation system, flexible work timings and an environment that ensures health and well-being for all our employees, partners & communities.

Your Company has Diversity, Inclusion and Equity Chapters with participation from employees across the country. This DE&I chapter is committed towards a transformed workplace, focusing on creating a more inclusive work environment, a balanced diverse ratio and equitable policies, systems and processes. Your Company has seen noticeable increase in the deployment of diverse talents.

Your Company constantly endeavours to adopt the best policies to keep its employees motivated, engaged and aligned to the core values of the Company. Your Company undertakes various employee engagement initiatives, fosters a culture of continuous learning and development to create future leaders. Your Company measures its employee engagement index through annual pulse survey with a commitment from the managers on the detailed action on the outcome of the Survey.

As on March 31, 2024, the company had 539 permanent employees on its rolls.

IX. Safety, Health and Environment: Your Company, believes all injuries and work related diseases are preventable and takes all proactive steps to achieve the goal of “no work-related injuries” and safe operations. Your Company has established a high level of safety, standards and procedures to ensure safe working conditions for employees/contractors and visitors are trained to follow safe operating behaviors at workplace. With a belief that human behaviors can be changed, behaviors based safety program has been implemented in the Company. The employees are encouraged to follow best safety practices during personal activities at home and roads. The management is committed and responsible in complying with all safety norms and takes adequate precautionary measures to prevent workplace related incidents.

Your Company is committed to lead sustainably and continues to analyze management of hazardous and non-hazardous wastes and working with a long-term goal of zero waste to landfill. Your Company is committed to reduce 60% greenhouse gas (GHG) emission by 2030. As part of this goal, several energy conservation projects and energy management practices are implemented at plant. The products developed and launched have higher energy and water efficiency and uses materials with low environmental impact compared to previous generation products.

- X. **Technology Innovation:** Your Company has continued to invest in technology innovation to sustain its leadership position and be the pioneer of best-in-class solutions for its customers. This year, your Company has added new products and upgraded existing range to the wide gamut of products and through new models for small to medium-scale industries. In rotary screw compressor segment we introduced 90-160 kW and 200-355kW while addressing specific OEM segments in 15-22kW and 30-37kW. We also had inbuilt VFD introduced in frames from 30-75kW. Water injected screw technology was also introduced. Plant Air Centrifugal saw the NX8000 & TA1500 while we expanded the frame sizes of HOC to compliment the compressor frames. Your Company is also realigning its strategy by introducing products to cater all segments of market.
- XI. **Disclosure as per Paragraph B (1) (i) and (j) under Schedule V of the Securities and Exchange Board of India (Listing Obligations and Disclosure Requirements) Regulations, 2015 (“SEBI Listing Regulations”)*.**

Sl. No.	Particulars	As on March 31, 2024	As on March 31, 2023	Percentage change
	Return On Investment (Fixed Deposits)	5.84%	4.09%	42.92%

The increase in return on investment in fixed deposits is due to increase in average value of fixed deposits held during the year as compared to previous year.

*Disclosure has been given only for such ratios listed in the said SEBI Listing Regulations, which has a difference of equal to or more than 25% as on March 31, 2024 in comparison to the previous financial year ended on March 31, 2023.

3. DIVIDEND

On November 8, 2023, the Board of Directors of your Company has declared an interim dividend at the rate of Rs. 50/- per equity share, resulting in cash outflow of Rs. 15,784 lakhs, paid out of retained earnings. The Board at its meeting held on May 28, 2024 has recommended a final dividend of Rs. 20/- per equity share for the financial year ended on March 31, 2024, which if approved by the members would result in cash outflow of Rs. 6,313.60 lakhs.

As per Regulation 43A of the SEBI Listing Regulations, the salient features of dividend distribution policy of the Company has been disclosed in the Corporate Governance Report and the dividend distribution policy is available on the website of the Company at <https://www.irco.com/en-in/invest>

4. TRANSFER TO RESERVES

Pursuant to the provisions of the Companies Act, 2013 (the “Act”), your Directors do not propose to transfer any amount to the General Reserves. The entire profit after tax for the year under review will be held in Retained Earnings.

5. THE STATE OF COMPANY’S AFFAIRS

Your Company’s products are primarily sold to industries in the automotive, metals, pharmaceutical and textile sectors and these sectors have registered strong performance in the previous financial year.

For the year ending March 31, 2024, your Company has recorded revenues of Rs.1,21,369 lakhs from operations which is 5.47 % higher compared to that of the previous financial year. Our profits after tax for the year ending March 31, 2024 stood at Rs.22,239 lakhs which is higher by 21.76% compared to profit after tax of the previous financial year.

Our principal sources of liquidity are cash and cash equivalents and the cash flow that is generated from our operations. We continue to be debt-free and maintain adequate cash to meet not only the capex requirements for the new factory under construction but also our developmental and operational requirements.

Barring unforeseen circumstances, your Company is expected to maintain its strong performance in year 2024-25.

6. LISTING OF EQUITY SHARES

The equity shares of the Company are listed on BSE Limited and National Stock Exchange of India Limited, both of which are premier stock exchanges having nationwide trading terminal. The securities of the Company were not suspended from trading during the reporting period.

7. INVESTMENT IN NEW MANUFACTURING PLANT

Your Board had on December 22, 2022 approved setting up a new manufacturing plant with an investment of about Rs. 170 crores to increase the manufacturing and output of the existing products and also to manufacture new products. Pursuant to the same, your Company has taken possession of land at Sanand – II Industrial Estate on 99 years lease from Gujarat Industrial Development Corporation (GIDC).

The new plant construction activities has commenced by obtaining necessary approvals including for the Site Master Plan and Consent to Establish (CTE) issued by Gujarat Pollution Control Board. Construction activities are focused on key components such as the Pre-Engineered Building, Admin Building and Utility Block, together with the development of a new Hydrogen Lab for research & development. All safety measures are in place and a strong emphasis is being placed on safety during course of construction. The construction is expected to be completed in the first quarter of calendar year 2025 and the new plant is expected to be operational by end of March 2025. The new plant upon becoming fully operational will manufacture new range of air compressors, air treatment devices, hydrogen compressors etc. to cater to the requirement of domestic market as well as exports.

8. MATERIAL CHANGES AND COMMITMENTS

There are no material changes and commitments which has occurred, affecting the financial position of the Company between the end of the financial year of the Company i.e., March 31, 2024 and the date of signing this report.

There has been no change in the nature of business of the Company.

9. SIGNIFICANT AND MATERIAL ORDERS PASSED BY THE REGULATORS OR COURTS IMPACTING THE GOING CONCERN STATUS

There are no significant and material order(s) passed by any of the Regulators or Courts or Tribunals, which could affect the going concern status of the Company and its future operations.

During the reporting financial year, no application was made or any proceedings are pending against the Company under the Insolvency and Bankruptcy Code, 2016.

10. DETAILS IN RESPECT OF ADEQUACY OF INTERNAL FINANCIAL CONTROLS WITH REFERENCE TO THE FINANCIAL STATEMENTS

The Company has established an internal control system commensurate with the size, scale, and complexity of its operations. To enhance the standards of controls and governance, the Company has adopted various measures to ensure that robust internal financial controls, put in place concerning operations, financial reporting and compliance, exist and are operating effectively.

Significant features of the Company's internal control system are:

- A well-established, independent, Internal Audit team operates in line with best-in-class governance practices. It reviews and reports to the Audit Committee regarding compliance with internal controls, the efficiency and effectiveness of operations as well as key process risks.

-
- The Audit Committee periodically reviews internal audit plans, significant audit findings and adequacy of internal controls.
 - Systematic self-certification of adherence to key internal controls, as part of control self-assurance by process owners, monitors, and reviewers.
 - Adherence with a comprehensive information security policy and continuous upgrades of the Company's IT systems for strengthening automated controls.
 - Appropriate segregation of duties and usage of technology for continuous controls monitoring and enhanced controls assurance.

The financial statements of the Company have been prepared in accordance with Indian Accounting Standards (Ind AS) as per the Companies (Indian Accounting Standards) Rules, 2015 as amended from time to time notified under Section 133 of the Companies Act, 2013, (the 'Act') and other relevant provisions of the Act.

During the year under review, the internal controls were tested and found effective, as a part of the Management's control testing initiative. Accordingly, the Board, with the concurrence of the Audit Committee and the Auditors believe that the Company's Internal Financial Controls were adequate and operating effectively throughout the financial year ended March 31, 2024.

11. DETAILS OF JOINT VENTURES, SUBSIDIARIES AND ASSOCIATES

Ingersoll-Rand Industrial U.S Inc. is the holding Company and Ingersoll-Rand Inc. is the ultimate holding company of your Company. Your Company does not have any associate, subsidiary or joint venture either in India or anywhere else in the world. Hence, the disclosure under Rule 8 of the Companies (Accounts) Rules, 2014 is not provided.

12. DEPOSITS

During the year under review, your Company has not accepted any deposits from the public within the meaning of Section 73 of the Act read with the Companies (Acceptance of Deposits) Rules, 2014. There are no amounts outstanding on account of principal or interest on public deposits as on March 31, 2024. Hence, no further disclosure in this regard is required to be made.

13. AUDIT

A. STATUTORY AUDIT:

M/s. Deloitte Haskins & Sells, Chartered Accountants (Firm Registration No. 008072S) were appointed as the Statutory Auditors of the Company to carry out Limited Review of the Unaudited Financial Results, Audit of the Financial Statements and Annual Financial Results of the Company and Tax Audit under the Income Tax Act, 1961 for a term of 5 years at the 100th Annual General Meeting to hold office till the conclusion of 105th Annual General Meeting of the Company to be held in year 2027.

The Audit Report issued by M/s. Deloitte Haskins & Sells, Chartered Accountants on the financial statements of the Company for the year ended March 31, 2024 is part of the Annual Report. The Audit Report does not contain any qualification, reservation, adverse remark or disclaimer on the said financial statements. Further, during the financial year 2023-24, the Statutory Auditors have not reported any instances of fraud to the Audit Committee or Board as per Section 143 (12) of the Act.

B. INTERNAL AUDIT

The Company has an in-house dedicated team for internal audit which conducts regular internal audit and provides their report to Audit Committee on quarterly basis.

C. COST AUDIT:

The Company has maintained adequate records and books of accounts pursuant to the Companies (Cost Records and Audit) Rules, 2014, as amended, prescribed under Section 148 of the Act. The Board of Directors have appointed M/s. Ashish Bhavsar & Associates, Cost Accountants, (ICMA Firm Registration No. 000387) as Cost Auditors for conducting the audit of the cost records maintained by the Company for the year ending March 31, 2025. The Cost Auditor has confirmed that they are not disqualified pursuant to the provisions of Section 141 of the Act read with Section 139 and 148 of the Act. M/s. Ashish Bhavsar & Associates, being eligible, have provided their consent to act as the Cost Auditors of the Company for the financial year 2024-25. The requisite resolution seeking approval for remuneration proposed to be paid to the Cost Auditors, as approved by the Board of Directors has been set out in the Notice of the 102nd Annual General Meeting of your Company.

The Company will file the cost audit report for the Financial Year ended March 31, 2024, with the Central Government before the due date.

D. SECRETARIAL AUDIT:

The Board of Directors of the Company have appointed Mr. Natesh K, Practicing Company Secretary (Certificate of Practice No. 7277), as the Secretarial Auditor to conduct an audit of the secretarial records for the financial year 2024-25. The Company has received consent from Mr. Natesh K for conducting audit of the secretarial records for the financial year ending March 31, 2025.

Pursuant to Regulation 40(9) of the Securities and Exchange Board of India (Listing Obligations and Disclosure Requirements) Regulations, 2015 (SEBI Listing Regulations) necessary certificates have been issued for the year ended March 31, 2024 by M/s. Parikh & Associates, Company Secretaries certifying due compliance of the share transfer formalities by the Company/its RTA.

The Secretarial Audit Report for the financial year ended March 31, 2024 pursuant to section 204(1) of the Act and Rule 9 of the Companies (Appointment and Remuneration of Managerial Personnel) Rules, 2014 is set out in Annexure – D to this report. The Secretarial Audit Report does not contain any qualification, reservation, adverse remark or disclaimer.

The Secretarial Compliance Report for the financial year ended March 31, 2024, in relation to compliance of all applicable SEBI Regulations/circulars/ guidelines issued thereunder, pursuant to requirement of Regulation 24A(2) of SEBI Listing Regulations, is set out in Annexure- D1 to this report.

14. SECRETARIAL STANDARDS

The Directors have devised proper systems to ensure compliance with the provisions Secretarial Standards issued by the Institute of Company Secretaries of India on Meetings of the Board of Directors and General Meetings.

15. SHARE CAPITAL

The Company has only one class of share viz. equity share with a face value of Rs.10 each. During the year under review, there is no change in the issued and subscribed capital of your Company. The outstanding capital as on March 31, 2024 is Rs. 3,156.80 lakhs comprising 31,568,000 equity shares of Rs.10/- each. Share capital audit as per the directives of the Securities and Exchange Board of India to reconcile the total admitted capital with National Securities Depository Ltd. (NSDL) and Central Depository Services (India) Ltd. (CDSL) and the total issued and listed capital is being conducted on a quarterly basis by M/s. Parikh & Associates, Company Secretaries. The audit confirms that the total issued/ paid-up capital is in agreement with the aggregate of the total number of shares in physical form and the total number of shares in dematerialized form (held with NSDL and CDSL). The Audit Reports are placed on the table of the Board Meeting every quarter and duly forwarded to the stock exchanges where the equity shares of your Company are listed.

During the financial year under review, the Company has not carried out any subdivision, alteration, split of equity shares or reduction of capital. The Company has also neither issued any bonus shares nor bought back its shares during the financial year.

16. ANNUAL RETURN

The Annual Return of the Company as required under Section 92(3) read with Section 134(3)(a) of the Act is available on the website of the Company and can be accessed on the Company's website <https://www.irco.com/en-in/invest>

17. BOARD MEETINGS

A minimum of four Board Meetings are held each year to review the quarterly financial results and operating performance of the Company. Apart from this, additional Board Meetings are also convened, when required, to address specific needs of the Company.

The agenda and notes to agenda backed by relevant supporting papers are circulated to all the Directors well in advance, usually a week before the meeting to ensure adequate information is provided to enable the Directors to prepare and take informed decisions at the meeting. All relevant information as mentioned in Part A of Schedule II of the SEBI Listing Regulations were tabled before the Board at all the meetings.

The details of the meetings of the Board of Directors of the Company convened and attended by the Directors during the financial year 2023-24 are given in the Corporate Governance Report, which forms part of this Annual Report. The maximum interval between any two consecutive Board meetings did not exceed 120 days, as prescribed in the Act.

18. CONSERVATION OF ENERGY, TECHNOLOGY ABSORPTION, FOREIGN EXCHANGE EARNINGS AND OUTGO

The information on conservation of energy, technology absorption and foreign exchange earnings and outgo required to be disclosed as per the provisions of Section 134(3) (m) of the Act read with Rule 8 of the Companies (Accounts) Rules, 2014 is set out in Annexure – A forming part of this report.

19. CORPORATE SOCIAL RESPONSIBILITY (CSR)

Your Company is committed to contributing time and extends financial support to the communities and beneficiaries in and around its areas of operation. This year too, your Company has continued its CSR initiatives to focus on providing education & skill development, healthcare, conservation of environment and community development. These activities are in accordance with Schedule VII of the Act. The Board of Directors and CSR Committee review and monitor from time to time all the CSR activities being undertaken by the Company. The CSR policy of your Company is available on the website of the Company at <https://www.irco.com/en-in/invest>

During the financial year 2023-24, your Company incurred CSR Expenditure of Rs. 340.01 lakhs and the details of the same is set out in Annexure – B forming part of this report.

During the financial year ended March 31, 2024, four meetings of the CSR Committee of the Board were held on May 25, 2023, August 10, 2023, November 8, 2023 and February 13, 2024. The details of the Members who attended the meetings during the year are given in CSR Report, which forms part of this Annual Report.

20. INDEPENDENT DIRECTORS

The Board has an optimum combination of Independent and Non-Independent Directors. As per the requirements of the SEBI Listing Regulations, half of the Board's strength comprise of Independent Directors. As on March 31, 2024, Mr. Sekhar Natarajan, Ms. Jayantika Dave and Ms. Vijaya Sampath are independent directors of the Company.

New independent directors as and when inducted into the Board are familiarized with the operations and functioning of the Company and their roles and responsibilities.

The Independent Directors have submitted a declaration of independence, as required pursuant to Section 149(7) and Regulation 25 of SEBI Listing Regulations stating that they meet the criteria of independence as provided in Section 149(6) and Regulation 16 of the SEBI Listing Regulations. As per the declarations, they have complied with the Code of Conduct laid down under the Schedule IV of the Act and have also registered themselves with Independent Director's database maintained by the Indian Institute of Corporate Affairs

All the directors have confirmed that they are not debarred from holding the office of director by virtue of any SEBI order or any other such authority. In the opinion of the Board, the independent directors have high level of integrity and experience and are proficient in their respective fields of expertise and are contributing to the overall performance of the Company.

The Company has over the years been fortunate to have eminent persons from diverse fields to serve as Directors on its Board. Pursuant to the SEBI Listing Regulations, the Nomination & Remuneration Committee of the Board has ensured diversity of the Board in terms of experience, knowledge, perspective, background, gender, age and culture.

21. AUDIT COMMITTEE

The Company has constituted an Audit Committee in accordance with the provisions of Section 177 of the Act and Regulation 18 of SEBI Listing Regulations. The matters relating to the composition, meetings, and functions of the Audit Committee are included in the Corporate Governance Report, forming part of this report. The Board has accepted the Audit Committee's recommendations during the year wherever required and hence no disclosure is required under Section 177(8) of the Act with respect to rejection of any recommendations of Audit Committee by Board.

22. DIRECTORS AND KEY MANAGERIAL PERSONNEL

A. DIRECTORS:

Mr. Naveen Samant, Non-Executive and Non-Independent Director and Mr. Inder Arora, Executive and Non-Independent Director, have resigned from the Board effective August 16, 2023 and November 8, 2023 respectively. The Board places on record its appreciation for their contribution since their appointment.

In accordance with the applicable provisions of the Companies Act, 2013 read with terms of the Articles of Association of the Company and on the recommendation of the Nomination and Remuneration Committee, the Board at its meeting held on November 8, 2023, considered and approved the following appointments, subject to the approval of the shareholders:

- Appointment of Mr. Sunil Khanduja (DIN 10041581) as an additional director (Executive & Non-Independent category), effective November 8, 2023 for a period of 5 consecutive years subject to retirement by rotation.
- Appointment of Mr. Rajesh Ganjoo (DIN 10373687) as an additional director (Executive & Non-Independent category), effective November 8, 2023 for a period of 5 consecutive years subject to retirement by rotation.

As stipulated under Regulation 17 (1C) of SEBI Listing Regulations, the appointment of Director is required to be approved by the shareholders at the next general meeting or within a period of three months from the date of appointment, whichever is earlier. Accordingly, the Company has obtained the approval of Members by way of Ordinary Resolution through e-voting/postal ballot for the said appointments on January 21, 2024.

Mr. P. R. Shubhakar, Executive Director, Chief Financial Officer and Company Secretary retires by rotation at the ensuing Annual General Meeting and being eligible offers himself for re-appointment. The Board recommends the appointment of Mr. P R Shubhakar as Director (Executive and Non-Independent category) of the Company.

B. KEY MANAGERIAL PERSONNEL:

- The Board of Directors at their meeting held on November 8, 2023 on the recommendation of the Nomination and Remuneration Committee has appointed Mr. Sunil Khanduja as Director - Operations and Mr. Rajesh Ganjoo as Executive Director, both for a period of 5 years with effect from November 8, 2023 up to November 7, 2028.

The Company has obtained the approval of Members by way of Ordinary Resolution through e-voting/postal ballot for both the above appointments on January 21, 2024.

- Mr. Inder Arora has resigned from the services of the Company and ceased to be Executive Director effective from November 8, 2023.

Pursuant to the provisions of Section 203 of the Act, the Key Managerial Personnel of the Company as on March 31, 2024 are

Sl. No.	Name	Designation
1.	Mr. P. R. Shubhakar	Executive Director, Chief Financial Officer & Company Secretary
2.	Mr. Sunil Khanduja	Director – Operations
3.	Mr. Rajesh Ganjoo	Executive Director

23. PARTICULARS OF EMPLOYEES

The statement of Disclosure of Remuneration as required to be disclosed under Section 197 of the Act and Rule 5(1) of the Companies (Appointment and Remuneration of Managerial Personnel) Rules, 2014 (“Rules”), is appended as Annexure – C to the Report. The information as per Rule 5(2) of the Rules, forms part of this Report. However, as per first proviso to Section 136(1) of the Act and second proviso of Rule 5(2) of the Rules, this Report and Financial Statements are being sent to the Members of the Company excluding the statement of particulars of employees under Rule 5(2) of the Rules. Any Member interested in obtaining a copy of the said statement may write to the Company Secretary at the Registered Office of the Company. None of the employees listed in the said Annexure is related to any Director of the Company.

24. DETAILS OF ESTABLISHMENT OF VIGIL MECHANISM FOR DIRECTORS AND EMPLOYEES

Your Company has been conducting and will continue to conduct its business with the highest standards of ethics, integrity and transparency across its operations and in compliance with the applicable laws and regulations. In pursuit of a strong commitment to governance and compliance, vigil mechanism as envisaged in the Act, the Rules prescribed thereunder and the SEBI Listing Regulations, has been implemented by your Company through its Whistle Blower Policy encompassing various elements and components in an integrated manner.

The Code of Conduct of your Company, which is applicable to all employees, serves as a guide for daily business interactions, reflecting your Company’s standard for appropriate behavior and living corporate values. An Ethics Committee has been constituted to administer this Policy.

The suppliers and vendors of the Company are also required to adhere to Code of Conduct as it is a prerequisite for conducting business with your Company.

The Company has a Whistle Blower Policy in place, which is the mechanism for directors and employees of the Company to report concerns about unethical behavior, actual or suspected fraud or violation of the Company’s code of conduct, violations of legal or regulatory requirements, incorrect or misrepresentation in any financial statements and reports etc. This policy covers reporting of any violation, wrongdoing or non-compliance, including without limitation, those relating to the Code of Conduct, policies and standard procedures of the Company, and any incident involving leak or suspected leak of unpublished price sensitive information (UPSI) or unethical use of UPSI in accordance with or under the SEBI (Prohibition of Insider Trading) Regulations, 2015. The policy provides for adequate safeguards against victimization of those who choose to report concerns by availing the mechanism and also provides for direct access to the Chairman of Audit Committee in exceptional cases. The Audit Committee of the Company oversees the implementation of the Whistle Blower Policy.

Detailed update on the functioning of the Whistle-Blower Policy and compliance with the Code of Conduct has also been provided in the Corporate Governance Report, forming part of this report.

The Whistle Blower Policy can be accessed on the website of the Company at <https://www.irco.com/en-in/invest>

25. POLICY ON DIRECTORS’ APPOINTMENT AND REMUNERATION

The Company has in place a Nomination and Remuneration Committee in accordance with the requirements of the

Act read with the rules made thereunder and Regulation 19 of the SEBI Listing Regulations. Your Board has adopted a Remuneration Policy for identification, selection and appointment of Directors, Key Managerial Personnel (KMPs) and Senior Management Personnel (SMPs) of your Company. The Policy provides criteria for fixing remuneration of the Directors, KMPs, SMPs as well as other employees of the Company.

The Board, on the recommendations of the Nomination and Remuneration Committee, appoints Director(s) (Executive and Non-Executive) of the Company based on his/her eligibility, experience and qualifications and such appointment is approved by the Members of the Company at General Meetings or by way of e-Voting/postal ballot. Generally, the Executive Directors and Independent Directors are appointed for a period of five years. The Directors, KMPs and SMPs shall retire as per the applicable provisions of the Act and the policy of the Company. While determining remuneration of the Directors, KMPs, SMPs and other employees, the Nomination and Remuneration Committee ensures that the level and composition of remuneration are reasonable and sufficient to attract, retain and motivate them and such remuneration comprises a balance between fixed and variable pay reflecting performance objectives appropriate to the working of the Company and its goals. Annual increments are also approved by the Nomination and Remuneration Committee. Remuneration to Directors is paid within the limits as prescribed under the Act and the limits as approved by the Members of the Company, from time to time. The remuneration policy of the Company is available on its website at <https://www.irco.com/en-in/invest>

26. ANNUAL EVALUATION BY THE BOARD OF ITS OWN PERFORMANCE AND THAT OF ITS COMMITTEES AND INDIVIDUAL DIRECTORS

Pursuant to the provisions of the Act, SEBI Listing Regulations and the Remuneration Policy of the Company, your Company has in place a Board Evaluation process for the Board of Directors as a whole, Board Committees and also for the Directors (Executive and Non-Executive) individually by seeking responses/inputs from all the Directors to an assessment questionnaire. A structured questionnaire has been prepared after taking into consideration inputs received from the directors, covering various aspects of the Board's functioning such as adequacy of the composition of the Board and its Committees, Board culture, execution and performance of specific duties, obligations, independence, governance, ethics and values, adherence to corporate governance norms, interpersonal relationships, attendance and contributions to the meetings etc.

A separate exercise was carried out to evaluate the performance of individual directors including the Chairperson of the Board, who were evaluated on parameters such as participation and contribution by a director, commitment, including guidance provided to the senior management outside of Board/committee meetings, effective deployment of knowledge and expertise, effective management of relationship with various stakeholders, independence of behaviour and judgment etc. The performance evaluation of the Independent Directors as well as of the Chairperson was carried out by the entire Board. The evaluation process has been explained in the corporate governance report. The Board reviewed the evaluation results as collated by the Nomination and Remuneration Committee. Further, in a separate meeting of independent directors, performance of non-independent directors and the Board as a whole was evaluated as stipulated under the SEBI Listing Regulations. The Chairperson, based on the evaluation done by the Directors, informed that the performance of Directors are satisfactory and they are recommended for continuation as Directors of the Company.

27. PARTICULARS OF LOANS, GUARANTEES OR INVESTMENTS UNDER SECTION 186

During the year under review, your Company has not given any loans or provided any guarantees or made any investments within the meaning of Section 186 of the Act. The Company has not borrowed any loan from banks/financial institutions. Consequently, there are no instances to report the difference between amount of the valuation done at the time of one time settlement and the valuation done while taking loan from the Banks or Financial Institutions along with the reasons thereof. Hence, no further disclosure are required to be made under this section.

28. CONTRACTS OR ARRANGEMENTS WITH RELATED PARTIES

All contracts/arrangements/transactions entered into by the Company during the year under review with Related Parties were in ordinary course of business and on arm's length basis in accordance with the provisions of the Act.

Your Company has formulated a policy on Related Party Transactions which has been uploaded on website of the Company at <https://www.irco.com/en-in/invest>

All transactions with related parties during the year which are in accordance with the Policy on Related Party Transactions, were reviewed and approved by the Independent Directors who are members of the Audit Committee in accordance with the SEBI Listing Regulations. Prior omnibus approval of the Independent Directors who are members of the Audit Committee is obtained on a yearly basis for the transactions which are of a foreseen and repetitive nature. A statement giving details of all Related Party Transactions is placed before the Audit Committee for their review on a quarterly basis.

There are no materially significant related party transactions entered into by the Company with its promoters, directors, key managerial personnel or other designated persons which may have a potential conflict with the interest of the Company at large.

The details of the related party transactions as per Indian Accounting Standards (IND AS) – 24 are set out in Note No. 35 to the Financial Statements of the Company. The Company in terms of Regulation 23 of the SEBI Listing Regulations, submits disclosures of all related party transactions to the stock exchanges, within time stipulated and in the format stipulated under the said SEBI Listing Regulations.

Particulars of contracts or arrangements with related parties pursuant to Section 134(3)(h) of the Act read with Rule 8(2) of the Companies (Accounts) Rules, 2014 are provided in Annexure - E in Form AOC-2 and forms part of this report.

29. CORPORATE GOVERNANCE

Your Company has been consistent in complying with the corporate governance guidelines and best practices to boost long-term shareholder value and to uphold minority rights. The Company considers it an inherent responsibility to disclose in a timely and accurate manner all information regarding its operations and performance, as well as regarding leadership and governance within the Company.

Pursuant to Regulation 34 read with Schedule V of SEBI Listing Regulations, a separate report on Corporate Governance along with the compliance certificate from Mr. Natesh K, Company Secretary in practice confirming compliance with the requirements of Corporate Governance is set out in Annexure – F forming part of this report.

30. BUSINESS RESPONSIBILITY AND SUSTAINABILITY REPORT

The Business Responsibility and Sustainability Report as stipulated under Regulation 34(2)(f) of SEBI Listing Regulations read with National Guidelines on Responsible Business Conduct (NGRBC) guidelines, issued by Ministry of Corporate Affairs is set out in Annexure G forming part of this report.

31. RISK MANAGEMENT POLICY

Pursuant to the requirement of Regulation 21 of the SEBI Listing Regulations, the Company has constituted a Risk Management Committee (RMC), consisting of Board members and senior executives of the Company. The policy includes the identification therein of elements of risk, which in the opinion of the Board may threaten the existence of the Company. The Audit Committee has additional oversight in the area of financial risks and controls. The Company has in place a Risk Management framework to identify, evaluate and mitigate business risks and challenges.

All properties and insurable interests of the Company have been fully insured.

32. DIRECTORS AND OFFICERS INSURANCE (D&O)

As per the requirements of Regulation 25(10) of the SEBI Listing Regulations, the Company has obtained Directors and Officers (D&O) Insurance for all its Directors and members of the Senior Management.

33. PREVENTION OF SEXUAL HARASSMENT POLICY

Your Company believes in providing every employee an opportunity to work in an environment which is free from any kind of behavior or conduct which could be considered as sexual harassment. Your Company is committed to treating every employee with dignity and respect. Your Company has zero tolerance towards sexual harassment at the workplace and has adopted a policy on prevention of sexual harassment policy in line with the requirements of the Sexual Harassment of Women at Workplace (Prevention, Prohibition and Redressal) Act, 2013 and the Rules thereunder. All employees (permanent, contractual, temporary, trainees), consultants, trainees, volunteers, third parties and/or visitors at all business units or functions of the Company are covered by the said policy. An Internal Compliance Committee (ICC) has been set up to redress complaints received regarding sexual harassment.

The Company periodically conducts training sessions and workshops for employees across the organization to build awareness about the Policy and the provisions of Prevention of Sexual Harassment Act. The Company had mandated all employees to undergo online training on Prevention of Sexual Harassment (POSH) and has also conducted workshops during the year. The Company has filed Annual Return pursuant to the provisions of Sexual Harassment of Women at Workplace (Prevention, Prohibition and Redressal) Act, 2013 with the appropriate authority.

The following is a summary of sexual harassment complaints received and disposed off during the year:

Sl. No.	Particulars	Status of the No. of complaints received and disposed off
1	Number of complaints on Sexual harassment received	Nil
2	Number of Complaints disposed off during the year	Nil
3	Number of cases pending for more than ninety days	Nil
4	Number of workshops or awareness programme against sexual harassment carried out	The Company regularly conducts necessary awareness programmes for its employees
5	Nature of action taken by the employer or district officer	Nil

34. DIRECTORS' RESPONSIBILITY STATEMENT

To the best of their knowledge and belief and according to the information and explanations provided to them, your Directors, pursuant to Section 134 (3) (c) of the Act, state:

- (a) that in the preparation of the annual accounts, the applicable accounting standards have been followed and no material departures have been made from the same;
- (b) that appropriate accounting policies have been selected and applied consistently and have made judgments and estimates that are reasonable and prudent so as to give a true and fair view of the state of affairs of the Company as at March 31, 2024 and of the profit and loss of the Company for the year ended on March 31, 2024;
- (c) that proper and sufficient care has been taken for the maintenance of adequate accounting records in accordance with the provisions of the Act, for safeguarding the assets of the Company and for preventing and detecting fraud and other irregularities;
- (d) that the annual accounts have been prepared on a going concern basis;
- (e) that proper internal financial controls were followed by the Company and that such internal financial controls are adequate and were operating effectively; and
- (f) that proper systems have been devised to ensure compliance with the provisions of all applicable laws and that such systems were adequate and operating effectively.

35. ACKNOWLEDGEMENTS

Your Directors place on record their gratitude and appreciation to all employees of the Company for their whole-hearted efforts as well as their hard work, dedication and collective contribution to the Company's performance during the year. The Directors would also like to thank the shareholders, customers, dealers, suppliers, bankers and all other business associates for their continued support to the Company and for the faith reposed in the management.

For and on behalf of the Board of Directors of
Ingersoll-Rand (India) Limited

Sekhar Natarajan
Chairman
(DIN: 01031445)

Date : May 28, 2024
Place: Bengaluru

Annexure - A

THE INFORMATION REQUIRED UNDER SECTION 134 (3) (m) OF THE COMPANIES ACT, 2013 READ WITH RULE 8 OF THE COMPANIES (ACCOUNTS) RULES, 2014

A. CONSERVATION OF ENERGY

(i) The following energy conservation measures were taken:

1. The solar roof top project has continued helping reduce power consumption from grid. For the period Apr-23 to Mar-24, solar produced 1,039,717 Kwh. The plant used 33.5% of its energy need from Solar and rest was from grid.
2. Below actions are implemented in financial year 2023-24 and other identified actions are planned in financial year 2024-25 under A (ii).
 - a) Installed lighting occupancy sensors in the administrative blocks & plant offices to optimize energy consumption in the office lighting & save around 5000 Kwh energy.
 - b) Replace conventional air conditioner units with energy efficient units & reduce 40% energy consumption.
 - c) Running initiatives across plant to focus on energy conservation with both administrative control, user participation and kaizen at workplace.
3. Attained 3% reduction in freshwater consumption through modification of existing water layout and continued leveraging Zero Liquid Discharge system.

(ii) Additional investments and proposals, if any, being implemented for reduction in energy consumption:

1. New plant project: The construction of new plant, which is in progress, is being undertaken with sustainability practices in mind for energy conservation, water conservation and waste reduction through reduce, reuse, and recycle.
2. The existing plant at Naroda, implements 100% solar power (green energy) instead of thermal power & reduce around 80% site GHG emissions.

(iii) Impact of (i) and (ii) above has resulted in reduction of energy consumption and consequent impact on reducing the cost of production of goods.

Our total energy cost is less than one per cent of total sales and considering the nature of our production process, further conservation could at best be marginal.

B. TECHNOLOGY ABSORPTION, ADAPTATION AND INNOVATION

(i) We, being a part of global entity, are constantly working with global SMEs in the field of new product design and development. Efforts in brief, made towards technology absorption, adaptation and innovation are as follows:

1. Developing compressors for industry specific applications
2. Leveraging best global engineering practices for new product development
3. Development of next generation of compressors and dryers
4. World class R&D lab infrastructure for new product development
5. Developing Hydrogen compressors for mobility applications

Specific areas in which the Company carries out R & D:

Compressors and Dryers

Types:

1. Heatless desiccant Dryer
2. Heat of compression dryers
3. High pressure air compressors
4. Small and Large Reciprocating air-cooled and Water-Cooled – Single and Multi-stage

Annexure - A (Contd..)

5. Contact Cooled Rotary Screw & Oil Free Rotary Screw – Single and Multi-stage
6. Engine driven compressors
7. Centrifugal compressors
8. Cycling , Non Cycling Refrigerated Dryers.

Areas:

1. Energy Efficiency
2. Low pressure compressors
3. Modeling and simulations
4. Prime Movers with advance technology for compressors
5. SEA for optimizing acoustical performance
6. Remote connectivity : IoT
7. Design for Vibration
8. Sustainability

Benefits derived as a result of the above R & D:

1. Next generation energy efficient products.
2. Incremental improvement in existing product performance.
3. Digital connectivity of compressors and dryers for actual performance in the field.
4. Proactive approach to reduce breakdowns.
5. High acceptance of products in critical applications.
6. Carbon footprint reduction

Future Plan of Action:

1. Focus on energy efficient products encompassing design for sustainability approach
2. Future design shall be in line with environment friendly and recyclable material.
3. Leverage current technologies in different applications to bring inorganic growth.

(ii) Benefits derived as a result of the above efforts:

1. Enhanced existing product portfolio with new series of rotary compressor and centrifugal compressor with targeted weight optimization and manufacturing process simplification in view of reducing raw material consumption
2. Introduced next generation energy efficient 90-160kW rotary compressor
3. Launched energy efficient heatless desiccant air dryer and large capacity refrigerated cyclic and non-cycling air dryers having the best in class energy consumption.
4. Enhance speed of product development cycle
5. Futuristic design keeping environmental impact
6. Digital connectivity for keeping higher uptime
7. Strong reputation in front of customer for energy efficiency and reliability
8. Value offering for different application

Annexure - A (Contd..)

(iii) In case of imported technology [imported during the last 3 years reckoned from the beginning of the financial year], following information is furnished:

Technology Imported	Year	Status
Cyclic Refrigerated compressed air dryers	2021	In production
Highly efficient Screw compressor (200-250 kW)	2021	In production
Digital connectivity for remote monitoring system	2020	In production
Desiccant dryers	2021	In production
Heat of compression dryers	2022	In production
Highly efficient oil free Screw compressor(200-350kW)	2023	In Production
Next Gen Oil flooded Screw Compressor (90-160kW)	2023	In Production
Next Gen Centrifugal Compressor (NX5000)	2023	In Production
Water injected screw compressor (DH15-37)	2023	In Production

(iv) Expenditure of R & D:

(i) Capital	Rs. 4.76 Lakhs
(ii) Recurring	Rs. 372.80 Lakhs
(iii) Total	Rs. 377.56 Lakhs
(iv) Total R & D expenditure as a percentage of total turnovers	0.31%

C. FOREIGN EXCHANGE EARNINGS AND OUTGO

Total foreign exchange used and earned:

		(Rs. Lakhs)	
(i)	Earnings in foreign exchange on account of exports, deemed exports Income from services rendered and recovery of expenses and engineering fees.	-	21,457.32
(ii)	Value of imports calculated on FOB basis	30,773.88	
(iii)	Expenditure in foreign currency on account of travelling, royalty expenses and others (incl. RSU)	3,976.59	34,750.47
Net Earnings / (Outgo) in Foreign Exchange			(13,293.15)

For and on behalf of the Board of Directors of
Ingersoll-Rand (India) Limited

Sekhar Natarajan
Chairman
(DIN: 01031445)

Date: May 28, 2024
Place: Bengaluru

Annexure - B

CORPORATE SOCIAL RESPONSIBILITY REPORT

1. Brief outline on Corporate Social Responsibility (CSR) Policy of the Company:

At Ingersoll Rand, our vision and mission guides, us well into being a corporate with a heart and purpose. Our business is rooted in anticipating and addressing global trends that impact the way we live, work and move. Sustainability is the very foundation of our business with our longstanding commitment to Environment, Social and Governance (ESG) issues. Everyday, we think like owners to innovate for our customers, create long-term value for our shareholders and contribute to a more sustainable world.

Ingersoll Rand strives to embody the best practices in corporate citizenship. Our CSR Policy reflects the same and details out the philosophy that drives our CSR interventions in the country along with the approach to deliver solutions that help improve lives in the community. In line with our philosophy, we select our projects after detailed need assessment studies and with implementation partners that share our vision in this journey. With careful monitoring and detailed impact analysis, we continue to build scalable projects that run over a 3-5 year horizon making a deeper impact in the communities we want to engage.

2. Composition of CSR Committee during the financial year and attendance at CSR Committee meetings:

Sl. No.	Name of Director	Designation/Nature of Directorship	Number of meetings of CSR Committee held during the year	Number of meetings of CSR Committee entitled to attended	Number of meetings of CSR Committee attended during the year
1	Mr. Rajesh Ganjoo@	Chairman/ Executive Director	4	1	1
2	Ms. Jayantika Dave	Member / Independent, Non-Executive Director	4	4	4
3	Mr. Sekhar Natarajan	Member / Independent, Non-Executive Director	4	4	4
4	Mr. P. R. Shubhakar@	Member / Executive Director	4	1	1
5.	Mr. Inder Arora*	Chairman/Executive Director	4	3	3
6.	Mr. Naveen Samant^	Member / Non-Executive Director	4	2	2

* Resigned from the Board effective November 8, 2023

^ Resigned from the Board effective August 16, 2023

@ Appointed to the Committee on November 8, 2023

The CSR committee was re-constituted by the Board at its meeting held on November 8, 2023 and below is the composition of the Committee as on March 31, 2024.

Sl. No.	Name of Director	Designation/Nature of Directorship
1	Mr. Rajesh Ganjoo	Chairman/Executive Director
2	Ms. Jayantika Dave	Member / Independent, Non-Executive Director
3	Mr. Sekhar Natarajan	Member /Chairman of the Board/ Independent, Non-Executive Director
4	Mr. P. R. Shubhakar	Member / Executive Director

Annexure - B (Contd..)

3. Weblink where composition of CSR Committee, CSR Policy and CSR Projects approved by the Board are disclosed on the website of the Company:

The composition of CSR committee, CSR Policy and CSR Projects approved by the Board has been uploaded on the website of the Company - www.irco.com/en-in/invest

4. Impact assessment of CSR projects carried out in pursuance of sub rule (3) of rule 8 of the Companies (Corporate Social Responsibility Policy) Rules, 2014, if applicable (attach the report):

Not applicable

5. Details of the amount available for set off in pursuance of sub-rule (3) of rule 7 of the Companies (Corporate Social Responsibility Policy) Rules, 2014 and amount required for set off for the financial year, if any:

Not applicable

6. Average net profit of the Company as per Section 135(5)

The average net profit of the Company for the last three financial years is Rs. 16,988.99 lakhs

7. (a) Two percent of average net profit of the company of last three financial years as per Section 135(5)

Rs. 339.78 lakhs

- (b) Surplus arising out of the CSR projects or programs or activities of the previous financial years

Nil

- (c) Amount required to be set off for the financial year, if any

Not Applicable

- (d) Total CSR obligation for the financial year (7a+7b-7c)

The Company is required to spend an amount of Rs. 339.78 lakhs as CSR expenditure during the financial year 2023-24.

8. (a) CSR amount spent or unspent for the financial year

Total Amount Spent for the Financial Year (in Rs. Lakhs)	Amount Unspent (in INR.)				
	Total Amount transferred to Unspent CSR Account as per section 135(6)		Amount transferred to any fund specified under Schedule VII as per second proviso to section 135(5)		
	Amount	Date of transfer	Name of the Fund	Amount	Date of transfer
Rs. 340.01	Not Applicable	Not Applicable	Not Applicable	Not Applicable	Not Applicable

- (b) Details of CSR amount spent against ongoing projects for the financial year

Sr. No.	Name of the Project	Item from the list of activities in Schedule VII to the Act	Local area (Yes/ No)	Location of the project		Project duration	Amount allocated for the project (in Rs.)	Amount spent in the current financial Year (in Rs.)	Amount transferred to Unspent CSR Account for the project as per Section 135(6) (in Rs.)	Mode of Implementation - Direct (Yes/ No).	Mode of Implementation - Through Implementing Agency	
				State	District						Name	CSR Registration No.
Not Applicable												

Annexure - B (Contd..)

(c) Details of CSR amount spent against other than ongoing projects for the financial year

Sl. No.	Name of the Project	Item from the list of activities in Schedule VII to the Act	Local area (Yes/No)	Location of the project		Amount spent for the project (in Rs. Lakhs)	Mode of implementation – Direct (Yes No)	Mode of implementation – Through implementing agency	
				State	District			Name	CSR Registration No
1	STEM - Sponsorship Program for Engineering Students	Clause (ii) – promotion of education	No	Gujarat, Bihar, Chhattisgarh, Assam, Jharkhand, Kerala, Madhya Pradesh, Rajasthan, Tamil Nadu, Uttar Pradesh, Uttarakhand	Entire State	55.00	No	Foundation For Excellence India Trust	CSR00002053
2	STEM – Mobile Science Center	Clause (ii) – promotion of education	Yes	Gujarat	Ahmedabad	11.60	No	Agastya International Foundation	CSR00003442
3	Community Development through Lake Revival Project	Clause (iv) – ensuring environment sustainability	Yes	Haryana	Gurugram	62.03	No	Sustainable Environment and Ecological Development Society (SEEDS)	CSR00001691
4	Community Development – Setting up Sewage Treatment Plant	Clause (i) – sanitation	Yes	Haryana	Gurugram	12.30	No	The Earth Saviours Foundation	CSR00002026
5	Increasing Access to Primary Healthcare Services	Clause (i) – promoting health care	Yes	Gujarat	Ahmedabad	17.14	No	Smile Foundation	CSR00001634
6	Mid –Day Meal Program	Clause (i) – eradication hunger	Yes	Gujarat	Ahmedabad	80.17	No	The Akshaya Patra Foundation	CSR00000286
7	Skilling and Providing Livelihood	Clause (ii) - enhancing vocation skills	Yes	Haryana	Gurugram	69.92	No	National Skill Development Corporation (NSDC)	CSR00005903
8	Skilling and Providing Livelihood	Clause (ii) enhancing vocation skills	Yes	Gujarat	Ahmedabad	31.85	No	Apang Manav Mandal	CSR00004112
	Total					340.01			

Annexure - B (Contd..)

- (d) Amount spent in Administrative Overheads: Nil
- (e) Amount spent on Impact Assessment, if applicable: Nil
- (f) Total amount spent for the Financial Year (8b+8c+8d+8e): Rs. 340.01 lakhs
- (g) Excess amount for set off, if any

Sl. No.	Particulars	Amount (in Rs lakhs)
(i)	Two percent of average net profit of the company as per section 135(5)	339.78
(ii)	Total amount spent for the Financial Year	340.01
(iii)	Excess amount spent for the financial year [(ii)-(i)]	0.23
(iv)	Surplus arising out of the CSR projects or programs or activities of the previous financial years, if any	Nil
(v)	Amount available for set off in succeeding financial years [(iii)-(iv)]	0.23

9. (a) Details of Unspent CSR amount for the preceding three financial years: Not Applicable
- (b) Details of CSR amount spent in the financial year for ongoing projects of the preceding financial year(s): Not Applicable
10. In case of creation or acquisition of capital asset, furnish the details relating to the asset so created or acquired through CSR spent in the financial year. (Asset-wise details)

(a) Date of creation or acquisition of the capital asset(s)	Not Applicable
(b) Amount of CSR spent for creation or acquisition of capital asset	Not Applicable
(c) Details of the entity or public authority or beneficiary under whose name such capital asset is registered, their address etc.	Not Applicable
(d) Provide details of the capital asset(s) created or acquired (including complete address and location of the capital asset)	Not Applicable

11. Specify the reason(s), if the company has failed to spend two per cent of the average net profit as per section 135(5): Not Applicable

Details of CSR projects undertaken during the year 2023-24

Focus: Towards STEM

Sponsorship Program for Engineering Students

Ingersoll Rand took an innovative step and supported 100 students for sponsorship program. These students have secured admission based on merit in engineering colleges in Gujarat, Bihar, Chhattisgarh, Assam, Jharkhand, Kerala, Madhya Pradesh, Rajasthan, Tamilnadu, Uttar Pradesh and Uttarkhand but were finding it hard to pursue due to lack of funds. Candidates were selected from engineering colleges, which are approved by AICTE (All India Council for Technical Education).

With the mission of sponsorship program for engineering students (for 4 years), Ingersoll Rand is set to transform the lives of academically brilliant and financially needy students in India by awarding scholarships. All the students have excellent academic record. The ratio of male and female students is 50:50.

Mobile Science Center

The Mobile Science Lab is a large well fitted van with lab equipment and models (Physics, Chemistry and Biology) that travels with a driver and instructors to Govt run schools in Ahmedabad. Instructors build on children's innate curiosity through models made from easily available reusable materials. In FY 2023-24 Mobile Science lab covered 48 school visit, 196 school session with science model demonstration and covered 3,714 Boys, 3,511 Girls & 111 teachers.

Annexure - B (Contd..)

Focus: Community Development/ Environmental Sustainability

Community Development through Lake Revival

Another great step of Public-Private-Partnership is collaboration with GMDA (Gurugram Metropolitan Development Authority) for restoration of Wazirabad Lake, Gurugram. The aim of the project is to restore Wazirabad Lake, which was previously a waterbody being used as a dump yard for many years. The aim of this project is to rejuvenate the water body and revive the adjoining area to render urban areas more resilient to the threat of climate change. In FY 2021-22 we built lake view park adjacent to the lake in Gurugram, Haryana. The park covers 2 acres of land surrounded by high-rise buildings and is opposite to a waterbody of 18 acres - a first step towards commitment of lake revival.

In FY 2022-23, Ingersoll Rand supported development of one side of 18-Acre Wazirabad Lake in Sector 53, Gurgaon, Haryana. The scope of this project was land bank development, jogging and cycling track creation, area development, seaters, plantation, lighting visibility and signage board. Approximately 15,000 people i.e., 3,000 families were impacted through this intervention.

In FY 2023-24 Ingersoll Rand supported development of other side of the lake by building pathways/jogging track of 850 mtrs., 16 seaters and 40 lighting.

Impact of this project has increased biodiversity, enhanced recreational opportunities, mitigation of flooding, improved aesthetic value and plantation.

Water Management – Setting up Sewage Water Treatment Plant

The Earth Saviours Foundation has been running an old age home and a rescue center. Today 900 under-privileged people are living permanently in shelter homes located at Bandhwari village and Mandawar village, Dist Gurugram, Haryana. The Mandawar Gurukul needs to have water management system that allow the input and output of water. Water flow, storage, drainage, sewage are most important key aspects of any facility's proper growth and functioning. In FY 2023 -24 Ingersoll Rand supported The Earth Saviours Foundation for setting up Sewage Water Treatment Plant.

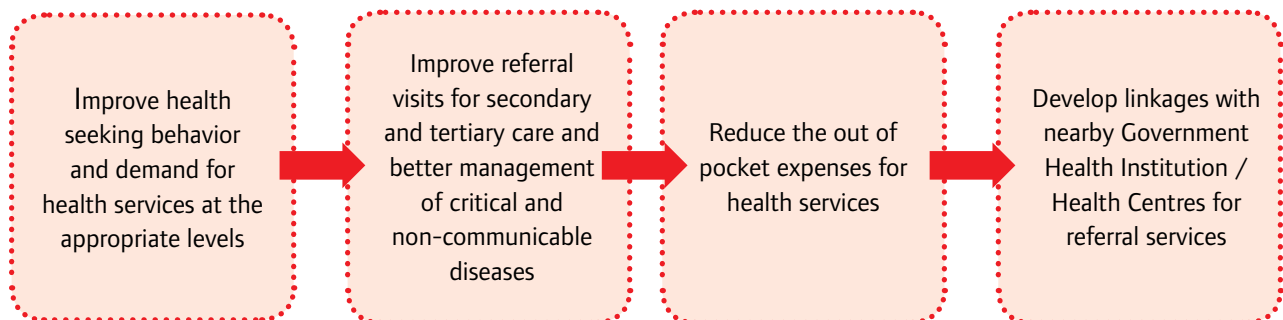
Focus: Healthcare and Nutrition

Increasing Access to Primary Healthcare Services

A huge mass of people in India often face limitations to avail and access primary health treatments due to financial barriers. Poor transportation, lack of information and communication and limited health care facilities are the reason behind this situation. Strengthening primary health care could be a major step that the company has taken this year towards achieving the goal of mitigating the diseases at early stage.

The project also addresses the primary health care needs of the underprivileged population in the identified location of Naroda-Ahmedabad area through preventive, promotive & curative services at their doorstep.

Outcome of the Intervention



In FY 2023-24 Smile on Wheel successfully reached to 16,754 direct beneficiaries (14,919 direct consultation /treatments through 257 OPD's & 1,835 treatments/check-up through 3 Eye Checkup Camps).

Annexure - B (Contd..)

- **Mobile Health Clinic (OPDs)**
 - ✓ A total Number of 257 OPDs were conducted from 1st April 2023 to 31st March 2024, through field operations.
 - ✓ In this reporting period / year, the SoW successfully reached and treated a grand total of 14,919 no. of consultation / beneficiaries through regular consultations. The beneficiary compositions were like 43.32% were female, 32.56% was male and 24.12% were the needy children who were given the primary health care.

- **Point of Care Test**

As part of the curative services, rapid tests are usually conducted through rapid kits during field operations, to accurately diagnose the problem and provide the beneficiary with suitable treatment. Tests like blood sugar (random), Hemoglobin (Hb) tests were most commonly carried out. The tests were conducted as per the suggestion of the Medical Officer and a proper record was usually maintained to track the test results. During this reporting period 2,492 point of care tests were conducted.

- **Information, Education and Communication (IECs)**

Another core objective of the Sow programme is to provide preventive and promotive services to the community. Hence with an objective to create awareness and make the people conscious about various health and social issues, individual awareness and counseling has been done instead of IEC activities, with little mass, with proper social distancing. Awareness on the prevalent diseases of the areas like sickle cell anemia, menstrual health and hygiene, hypertension, Diabetes etc. has been created. Other than this, various awareness sessions and individual awareness counseling has been done on COVID-19.

- **Special Eye Camp**

Apart of routine OPD operations in this financial year Smile Foundation conducted 3 special Eye camp with the support of Ingersoll Rand at mentioned below locations:

- 1) Near Ingersoll Rand factory, Ahmedabad
- 2) Hindustan Garments compound, Saraspur, Ahmedabad
- 3) Asarwa School, Asarwa, Ahmedabad

The camp focus was on providing eye care services i.e. eye checkup, power glass distribution and identification of cataract affected people in the underprivileged communities. During the health camps a range of services like routine eye check-up, eye drops, counseling and eye glass were provided to the beneficiaries. In the camps, a total of 1,835 beneficiaries were benefited.

Mid –Day Meal Program

Mid – Day Meal program aims to enhance the enrollment, retention and attendance while simultaneously improving nutrition level among children. A hungry child cannot concentrate on their studies; this program ensures that the first and most critical obstacle to get a child educated is eliminated.

Program is in line with Govt of India's National Program of Nutritional Support to Primary Education (NPNSPE).

Project Deliverables in FY 2023-24

4,771 government and government aided school children for a period starting from 1st April 2023 to 31st March 2024 and 2,190 beneficiaries in government and government aided schools between February 2024 and March 2024 were benefited.

- No of Schools – 46
- No of Meals – 12,38,193

Project Impact

- Improved enrolment rate at government schools.
- Regular attendance
- Enhanced performance and nutritional profile of children
- Reduction of the dropout rate
- The arrangement also serves as a source of economic support to the family, as every school day, one nutritional meal for their child is taken care.

Annexure - B (Contd..)

Focus area: Skilling and Providing Livelihood

Supporting Government's Initiative, 'Skill India Mission'

While the Indian economy is poised to grow impressively, we believe efforts need to be made in creating more economic independence for the youth by training them to be placed in the industry. As a leading player in the manufacturing sector, Ingersoll Rand continues to increase focus in the areas of skill development and job creation for the educated youth of our country. Our aim is to make growth more inclusive and help the educated, unemployed youth to imbibe skills and help them with opportunities for economic independence.

To support National Skill Development Mission, Ingersoll Rand partnered with National Skill Development Fund (NSDF) and The National Skill Development Corporation (NSDC), with the aim of instilling economic security and stability among youth through skill training & holistic development, there by facilitating enhanced access to employment opportunities in industry jobs or through self-employment. Project focused to train CNC Operator Machine Technician level 3 in the automotive sector/ industry.

- Trained : Male – 311, Female - 39
- Assessed : Male – 285, Female : 34
- Certified : Male – 284, Female : 32
- Placed : Male – 288, Female : 25
- % Placement : 89.42 %

Skill Development for Differently Abled Candidates

Apang Manav Mandal is dedicated to serve the differently abled people with its motto to provide education, training & rehabilitation. In FY 2023-24 Ingersoll Rand supported 3 computer course batches (Graphic Design and Digital Marketing) Average Trainees per batch is 25 Students. 75 differently abled aspirants were trained in Digital Marketing and Graphic Design with 60% placement.

Employee Volunteering

Our employees are an essential part of our CSR journey in the country as they commit their time and energy in furthering the social causes. We invest in the long-term well-being and development of our associates and communities in pursuit of putting more back into society, than what we take from it.

Our social sustainability vision extends to involvement in the communities in which Ingersoll Rand associates live and work. Across the country, our employees support our local communities. Our extended CSR network in offices across India, work with local NGO partners to ensure support for our programs in their location along with effective monitoring and employee engagement.

This year again, we committed through our employee volunteering efforts, to champion various causes in order to make life better for local communities. Activities included participation in Skill development ceremony, interaction with trained CNC operators, interaction with differently abled candidates , serving meals to differently abled community members and involvement with other CSR events.

Ingersoll Rand employees voluntarily support the organization create a real impact in the society, consistently engage, inspire and believe in making life better for communities around us.

For and on behalf of the Board of Directors of
Ingersoll – Rand (India) Limited

Rajesh Ganjoo
Chairman CSR Committee
(DIN: 10373687)
Gurugram
May 28, 2024

Sekhar Natarajan
Chairman
(DIN: 01031445)
Bengaluru
May 28, 2024

Annexure - C

INFORMATION PURSUANT TO RULE 5 (1) OF THE COMPANIES (APPOINTMENT AND REMUNERATION OF MANAGERIAL PERSONNEL) RULES, 2014

- i) The ratio of the remuneration of each director to the median remuneration of the employees of the company for the financial year and the percentage increase in remuneration of each director, Chief Financial Officer, Chief Executive Officer, Company Secretary or Manager, if any, in the financial year

Sl. No	Name and designation of Director/KMP	Remuneration for FY 23-24 (INR Lakhs)	% increase in remuneration in FY 23-24	Ratio of remuneration of each director to median remuneration of employees for FY 22-23	Comparison of remuneration of KMP against the performance of the Company
1.	Mr. Sekhar Natarajan, Independent Director, Chairman	12.00	-	Not Applicable	Not Applicable
2.	Ms. Jayantika Dave, Independent Director	12.00	-	Not Applicable	Not Applicable
3.	Ms. Vijaya Sampath, Independent Director	12.00	-	Not Applicable	Not Applicable
4.	Mr. P. R. Shubhakar – Executive Director, Chief Financial Officer & Company Secretary	115.51	7.6%	Not Applicable	Refer Note No.2
5.	Mr. Rajesh Ganjoo, Executive Director [^]	38.28	11.0%	Not Applicable	Refer Note No.2
6.	Mr. Sunil Khanduja, Executive Director [%]	76.70	12.1%	Not Applicable	Refer Note No.2
7.	Mr. Inder Arora, Executive Director [#]	69.13	12.0%	Not Applicable	Refer Note No.2
8.	Mr. Naveen Samant, Non-Executive Director [*]	-	-	Not Applicable	Not Applicable

[^] Appointed as Executive Director effective November 8, 2023

[%] Appointed as Executive Director effective November 8, 2023

[#] Resigned as Director effective November 8, 2023

^{*} Resigned as Director effective August 16, 2023

Notes:

- The Company does not pay any remuneration to non-executive directors other than commission.
- Salaries of employees of the Company are driven by the Company's Remuneration Policy basis the performance of respective business segments, market condition, forecast for the ensuing financial year and the comparative information as available with Company.

- (ii) The percentage increase in the median remuneration of employees in the financial year. 9.70%
- (iii) The number of permanent employees on the rolls of company. 539
- (iv) Average percentile increase already made in the salaries of employees other than the managerial personnel in the last financial year and its comparison with the percentile increase in the managerial remuneration and justification thereof and point out if there are any exceptional circumstances for increase in the managerial remuneration. Average percentage increase in the salaries of employees other than the managerial personnel is 9.80 % as against average percentage increase in salaries of managerial personnel is 8.28%
- (v) The key parameters for any variable component of remuneration availed by the directors. The key parameter for variable remuneration paid to non-executive directors include financial performance, time spent in attending meetings, time spent participating in strategy development, advice given to management on strategic matters etc.

For and on behalf of the Board of Directors of
Ingersoll-Rand (India) Limited

Sekhar Natarajan
Chairman
(DIN: 01031445)

Date: May 28, 2024
Place: Bengaluru

Annexure - D

SECRETARIAL AUDIT REPORT

FOR THE FINANCIAL YEAR ENDED 31ST MARCH 2024

FORM MR-3

[Pursuant to section 204(1) of the Companies Act, 2013 and rule 9 of the Companies (Appointment and Remuneration of Managerial Personnel) Rules, 2014]

The Members

INGERSOLL-RAND (INDIA) LIMITED

First Floor, Subramanya Arcade,

No. 12/1, Bannerghatta Main Road,

Bangalore - 560029, Karnataka, India.

I have conducted the secretarial audit of the compliance of applicable statutory provisions and the adherence to good corporate practices by **Ingersoll-Rand (India) Limited** (hereinafter called 'the Company'). The secretarial audit was conducted in a manner that provided me a reasonable basis for evaluating the corporate conduct/statutory compliances and expressing my opinion thereon.

Based on my verification of the Company's books, papers, minutes books, forms and returns filed and other records maintained by the Company and also the information provided by the Company, its officers, agents and authorized representatives during the conduct of the secretarial audit, I hereby report that in my opinion, the Company has, during the audit period covering the financial year ended on 31st March 2024, complied with the statutory provisions listed hereunder and also that the Company has proper Board-processes and compliance-mechanism in place to the extent, in the manner and subject to the reporting made hereinafter:

I have examined the books, papers, minutes books, forms and returns filed and other records maintained by the Company for the financial year ended on 31st March 2024 and made available to me, according to the provisions of:

- (i) The Companies Act, 2013 (the Act) and the rules made thereunder;
- (ii) The Securities Contracts (Regulation) Act, 1956 ('SCRA') and the rules made thereunder;
- (iii) The Depositories Act, 1996 and the Regulations and Bye-laws framed thereunder;
- (iv) Foreign Exchange Management Act, 1999 and the rules and regulations made thereunder, to the extent applicable to Overseas Direct Investment (ODI), Foreign Direct Investment (FDI) and External Commercial Borrowings (ECB).
- (v) The following Regulations and Guidelines are prescribed under the Securities and Exchange Board of India Act, 1992 ('SEBI Act'): -
 - (a) Securities and Exchange Board of India (Substantial Acquisition of Shares and Takeovers) Regulations, 2011;
 - (b) Securities and Exchange Board of India (Prohibition of Insider Trading) Regulations, 1992;
 - (c) Securities and Exchange Board of India (Issue of Capital and Disclosure Requirements) Regulations, 2018; Not Applicable.
 - (d) Securities and Exchange Board of India (Share Based Employee Benefits) Regulations, 2014 and Securities and Exchange Board of India (Share Based Employee Benefits and Sweat Equity) Regulations, 2021; Not Applicable.
 - (e) Securities and Exchange Board of India (Issue and Listing of Debt Securities) Regulations, 2008; Not Applicable.
 - (f) Securities and Exchange Board of India (Registrars to an Issue and Share Transfer Agents) Regulations, 1993 regarding the Companies Act and dealing with clients; Not Applicable.

Secretarial Audit Report (Contd..)

- (g) Securities and Exchange Board of India (Delisting of Equity Shares) Regulations, 2021; Not Applicable.
- (h) Securities and Exchange Board of India (Buy-Back of Securities) Regulations, 2018; Not Applicable.
- (i) Securities and Exchange Board of India (Listing Obligations and Disclosure Requirements) Regulations, 2015, as amended from time to time;

I have also examined compliance with the applicable clauses of the following: -

- (i) Secretarial Standards pursuant to section 118(10) of the Act, issued by the Institute of Company Secretaries of India.
- (ii) Listing Agreements entered into by the Company with BSE Ltd. (BSE) and National Stock Exchange of India Ltd. (NSE) as per SEBI (Listing Obligations and Disclosure Requirements) Regulations, 2015, as amended.

During Financial year 2023-24 the Company has complied with the provisions of the Act, Rules, Regulations, Directions, Guidelines, Standards, etc. mentioned above.

I further report that:

The Board of Directors of the Company is duly constituted with the proper balance of Executive Directors, Non-Executive Directors, Women Directors, and Independent Directors. The changes in the composition of the Board of Directors that took place during the period under review were carried out in compliance with the provisions of the Act.

Adequate notice is given to all Directors to schedule the Board Meetings, including Committees thereof along with agenda and detailed notes on agenda were sent at least seven days in advance, and a system exists for seeking and obtaining further information and clarifications on the agenda items before the meeting and for meaningful participation at the meeting.

I further report that there are adequate systems and processes in the Company commensurate with the size and operations of the Company to monitor and ensure compliance with applicable laws, rules, regulations and guidelines.

I further report that during the audit period, there was no other event/action having major bearing on affairs of the Company.

Place : Bangalore
Date : 27.05.2024
UDIN : F006835F000456746

Natesh K
Practicing Company Secretary
FCS No. 6835; CP No. 7277

Note: This report is to be read with Annexure A which forms an integral part of this report.

Secretarial Audit Report (Contd..)

ANNEXURE A

The Members

INGERSOLL-RAND (INDIA) LIMITED

First Floor, Subramanya Arcade,

No. 12/1, Bannerghatta Main Road,

Bangalore - 560029, Karnataka, India.

My report of even date is to be read along with this letter.

- (1) Maintenance of secretarial records is the responsibility of the management of the Company. My responsibility is to express an opinion on these secretarial records based on my audit.
- (2) I have followed the audit practices and processes as were appropriate to obtain reasonable assurance about the correctness of the contents of the Secretarial records. The verification was done on a test basis to ensure those correct facts are reflected in secretarial records. I believe that the processes and practices followed to provide a reasonable basis for my opinion.
- (3) I have not verified the correctness and appropriateness of financial records and Books of Accounts of the company.
- (4) Wherever required, I have obtained the Management representation about the compliance of laws, rules, and regulations and happening of events, etc.
- (5) The compliance of the provisions of Corporate and other applicable laws, rules, regulations, and standards is the responsibility of management. My examination was limited to the verification of procedures on a test basis.
- (6) The Secretarial Audit report is neither an assurance as to the future viability of the Company nor of the efficacy or effectiveness with which the management has conducted the affairs of the Company.

Place : Bangalore

Date : 24.05.2024

UDIN : F006835F000456746

Natesh K

Practicing Company Secretary

FCS No. 6835; CP No. 7277

Annexure - D1

SECRETARIAL COMPLIANCE REPORT OF INGERSOLL-RAND (INDIA) LIMITED

FOR THE YEAR ENDED 31ST MARCH 2024

I have examined:

- (a) all the documents and records made available to me and explanations provided by Ingersoll-Rand (India) Limited ("the listed entity"),
- (b) the filings/ submissions made by the listed entity with the stock exchanges,
- (c) the website of the listed entity,
- (d) all the other document(s)/ filing(s), as may be relevant and relied upon the same for issuing this certificate,

for the year ended 31st March 2024 ("Review Period") in respect of compliance with the provisions of:

- (a) the Securities and Exchange Board of India Act, 1992 ("SEBI Act") and the Regulations, circulars, and guidelines issued thereunder; and
- (b) the Securities Contracts (Regulation) Act, 1956 ("SCRA"), rules made thereunder, and the Regulations, circulars, and guidelines issued thereunder by the Securities and Exchange Board of India ("SEBI");

The specific Regulations, whose provisions and the circulars/guidelines issued thereunder, have been examined, include: -

- (a) Securities and Exchange Board of India (Listing Obligations and Disclosure Requirements) Regulations, 2015, as amended from time to time;
- (b) Securities and Exchange Board of India (Issue of Capital and Disclosure Requirements) Regulations, 2018, as amended from time to time;
- (c) Securities and Exchange Board of India (Substantial Acquisition of Shares and Takeovers) Regulations, 2011, as amended from time to time;
- (d) Securities and Exchange Board of India (Buyback of Securities) Regulations, 2018, as amended from time to time;
- (e) Securities and Exchange Board of India (Share based Employee Benefits) Regulations, 2014, as amended from time to time;
- (f) Securities and Exchange Board of India (Issue and Listing of Debt Securities) Regulations, 2008, as amended from time to time;
- (g) Securities and Exchange Board of India (Issue and Listing of Non-Convertible and Redeemable Preference Shares) Regulations, 2015, as amended from time to time;
- (h) Securities and Exchange Board of India (Prohibition of Insider Trading) Regulations, 2015, as amended from time to time;
- (i) The Securities and Exchange Board of India (Registrars to an Issue and Share Transfer Agents) Regulations, 1993 regarding the Companies Act and dealing with clients;

based on the above examination, I hereby report that during the Review Period:

- (a) The listed entity has complied with the applicable provisions of the above Regulations and circulars/ guidelines issued thereunder.
- (b) The listed entity has maintained proper records, wherever applicable, under the provisions of the above Regulations and circulars/ guidelines issued thereunder in so far as it appears from my examination of those records.
- (c) There were no actions taken against the listed entity/its promoters/directors/ material subsidiaries either by SEBI or by Stock Exchanges (including under the Standard Operating Procedures issued by SEBI through various circulars) under the aforesaid Acts/Regulations and circulars/guidelines issued thereunder in so far as it appears from my examination of those records.

Annexure - D1 (Contd..)

(d) The reporting of actions by the listed entity with the observations, if any, made in previous reports does not arise during the Review Period.

The additional affirmations by Practicing Company Secretary (PCS) in Annual Secretarial Compliance Report (ASCR) in terms of the BSE Circular Reference No. 20230410-41 dated: April 10, 2023, are given hereunder:

Sl. No.	Particulars	Compliance Status (Yes/No)	Observations/Remarks by PCS
1.	Secretarial Standards: The compliances of the listed entity are in accordance with the applicable Secretarial Standards (SS) issued by the Institute of Company Secretaries India (ICSI)	Yes	Nil
2.	Adoption and timely updation of the Policies: <ul style="list-style-type: none"> • All applicable policies under SEBI Regulations are adopted with the approval of board of directors as required by the listed entity. • All the policies are in conformity with SEBI Regulations and has been reviewed & timely updated as per the regulations/circulars/guidelines issued by SEBI 	Yes	Nil
3.	Maintenance and disclosures on Website: <ul style="list-style-type: none"> • The Listed entity is maintaining a functional website. • Timely dissemination of the documents/ information under a separate section on the website. • Web-links provided in annual corporate governance reports under Regulation 27(2) are accurate and specific which re- directs to the relevant document(s)/ section of the website. 	Yes	Nil
4.	Disqualification of Director: None of the Director of the Company are disqualified under Section 164 of Companies Act, 2013	Yes	Nil
5.	To examine details related to Subsidiaries of listed entities: (a) Identification of material subsidiary companies (b) Requirements with respect to disclosure of material as well as other subsidiaries	N. A	N. A
6.	Preservation of Documents: The listed entity is preserving and maintaining records as prescribed under SEBI Regulations and disposal of records as per Policy of Preservation of Documents and Archival policy prescribed under SEBI LODR Regulations, 2015.	Yes	Nil
7.	Performance Evaluation: The listed entity has conducted performance evaluation of the Board, Independent Directors and the Committees at the start of every financial year as prescribed in SEBI Regulations	Yes	Nil
8.	Related Party Transactions: (a) The listed entity has obtained prior approval of Audit Committee for all Related party transactions (b) In case no prior approval obtained, the listed entity shall provide detailed reasons along with confirmation whether the transactions were subsequently approved/ratified/rejected by the Audit committee.	Yes	Nil

Annexure - D1 (Contd..)

Sl. No.	Particulars	Compliance Status (Yes/No)	Observations/Remarks by PCS
9.	Disclosure of events or information: The listed entity has provided all the required disclosure(s) under Regulation 30 along with Schedule III of SEBI LODR Regulations, 2015 within the time limits prescribed thereunder.	Yes	Nil
10.	Prohibition of Insider Trading: The listed entity is in compliance with Regulation 3(5) & 3(6) SEBI (Prohibition of Insider Trading) Regulations, 2015.	Yes	Nil
11.	Actions taken by SEBI or Stock Exchange(s), if any: No Actions taken against the listed entity/ its promoters/ directors/ subsidiaries either by SEBI or by Stock Exchanges (including under the Standard Operating Procedures issued by SEBI through various circulars) under SEBI Regulations and circulars/ guidelines issued thereunder	Yes	Nil
12.	Additional Non-compliances, if any: I have not observed any other additional non-compliance for any other applicable SEBI regulations/circulars/guidance notes etc.	Yes	Nil

Natesh K
Company Secretary in Whole-time Practice
FCS 6835, C.P. No. 7277

Place: Bangalore
Date: 27.05.2024
UDIN: F006835F000456669

Annexure - E

Form No. AOC-2

[Pursuant to clause (h) of sub-section (3) of section 134 of the Act and Rule 8(2) of the Companies (Accounts) Rules, 2014]

Form for disclosure of particulars of contracts/arrangements entered into by the company with related parties referred to in sub-section (1) of Section 188 of the Companies Act, 2013 including certain arm's length transactions under third proviso thereto

1. Details of contracts or arrangements or transactions not at arm's length basis:

There were no contracts or arrangements or transactions entered into during the year ended March 31, 2024 which were not at arms length basis.

2. Details of material contracts or arrangement or transactions at arm's length basis:

The details of material contracts or arrangements or transactions at arms length basis for the year ended March 31, 2024 are as follows:

Name(s) of the related party and nature of relationship	Nature of contracts/ arrangements/ transactions	Transaction Value (Rs. in Lakhs)	Duration of the contracts / arrangements/ transactions	Salient terms of the contracts or arrangements or transactions including the value, if any:	Date(s) of approval by the Board, if any:	Amount paid as advances (Rs. in Lakhs)
Ingersoll-Rand Industrial US Inc., USA Immediate holding company	Sale of finished goods Business support and auxiliary services rendered Misc. Expenses paid Dividend paid Employee share based payment expense	14,543.27 1,555.84 41.02 16,352.00 34.59	1st April 2023 to 31st March 2024	The Related Party Transactions (RPTs) entered into during the year were in the ordinary course of business, on arms length basis and repetitive in nature	Shareholders had vide postal ballot approved the RPTs for a period upto 31st March 2025. Necessary approvals were granted by the Audit Committee from time to time.	Nil
Ingersoll-Rand Industrial Ireland Limited, Ireland Fellow Subsidiary	Purchase of raw materials, components and traded goods Sale of finished goods Recovery of freight, insurance and packing charges Expenses recharged by fellow subsidiary	4,847.65 2,844.63 46.55 0.05	1st April 2023 to 31st March 2024	The Related Party Transactions (RPTs) entered into during the year were in the ordinary course of business, on arms length basis and repetitive in nature	Shareholders had vide postal ballot approved the RPTs for a period upto 31st March 2025. Necessary approvals were granted by the Audit Committee from time to time.	Nil
Gardner - Denver Engineered Products India Private Limited, India Fellow Subsidiary	Purchase of raw materials, components and traded goods Sale of finished goods Sub-leasing of premises/rent received Recharge of expenses to fellow subsidiary	4.53 7,566.13 13.07 163.74	1st April 2023 to 31st March 2024	The Related Party Transactions (RPTs) entered into during the year were in the ordinary course of business, on arms length basis and repetitive in nature	Shareholders had vide resolution passed at 99th AGM held on September 2, 2021 had approved the RPTs for a period upto 31st March 2026. Necessary approvals were granted by the Audit Committee from time to time.	Nil

For and on behalf of the Board of Directors of
Ingersoll-Rand (India) Limited

Sekhar Natarajan
Chairman
(DIN: 01031445)

Date: May 28, 2024
Place: Bengaluru

Annexure - F

REPORT ON CORPORATE GOVERNANCE

Pursuant to Regulation 34(3) read with Schedule V of Securities and Exchange Board of India (Listing Obligations and Disclosure Requirements) Regulations, 2015 (“SEBI Listing Regulations”)

Your Directors present the Company’s Report on Corporate Governance for the year ended March 31, 2024

MANDATORY REQUIREMENTS

A. COMPANY’S PHILOSOPHY ON CODE OF GOVERNANCE

Corporate governance is an ethically-driven business process that is committed to values aimed at enhancing an organization’s wealth-generating capacity. This is ensured by taking ethical business decisions and conducting business with a firm commitment to values, while meeting stakeholders’ expectations. At Ingersoll Rand, it is imperative that our Company affairs are managed in a fair and transparent manner. This is vital to gain and retain the trust of our stakeholders. Ingersoll – Rand (India) Limited as a part of the Ingersoll–Rand group is committed to the highest standards of business ethics and values to benchmarking itself with global standards of Corporate Governance. Our corporate governance is a reflection of our value system, encompassing our culture, policies, and relationships with our stakeholders. Integrity and transparency are key to our corporate governance practices and performance, and ensure that we gain and retain the trust of our stakeholders at all times. We ensure the application of best governance practices, adherence to high ethical values, healthy stakeholder relations and achievement of our objectives while meeting the stakeholder’s needs.

Your Company ensures adequate, timely and accurate disclosure on all material matters including the financial situation, performance, ownership and governance of the Company to the stock exchanges and the investors.

Your Company is in compliance with the requirements stipulated under Regulation 17 to 27 read with Schedule V of SEBI Listing Regulations as applicable, with regard to corporate governance.

B. BOARD OF DIRECTORS

Composition and category of directors:

The Company has a balanced and diverse Board of Directors (“Board”). The Company’s Board has an optimum mix of Executive and Non-Executive Directors, to maintain independence and separate the functions of governance and management. The composition of the Board is in conformity with Regulation 17 of the SEBI Listing Regulations read with Section 149 of the Companies Act, 2013 (the ‘Act’). As on March 31, 2024, the Board consists of Six Directors comprising three Executive Directors and three Non-Executive Independent Directors. The Board comprises two women Directors, both of whom are Non-Executive Independent Directors

Number of Board Meetings:

Five Board Meetings were held during the financial year 2023-24 and the gap between two consecutive meetings did not exceed 120 days. The meetings were held on May 25, 2023, August 10, 2023, November 8, 2023, February 13, 2024 and March 28, 2024. The necessary quorum was present throughout all the meetings.

Composition, Status and Attendance at the Board Meetings and the last Annual General Meeting (AGM):

Name of Director	Status i.e., Executive and Non-Executive & Independent	Number of Board Meetings		Attendance at the last AGM (August 11, 2023)
		Held during the year	Attended during the year	
Mr. Sekhar Natarajan (Chairman)	Non-Executive & Independent	5	5	Yes
Ms. Jayantika Dave	Non-Executive & Independent	5	5	Yes
Ms. Vijaya Sampath	Non-Executive & Independent	5	5	Yes
Mr. Naveen Samant^	Non-Executive & Non-Independent	5	2	Yes

Report on Corporate Governance (Contd..)

Name of Director	Status i.e., Executive and Non-Executive & Independent	Number of Board Meetings		Attendance at the last AGM (August 11, 2023)
		Held during the year	Attended during the year	
Mr. P. R. Shubhakar	Executive & CFO	5	5	Yes
Mr. Sunil Khanduja*	Executive	5	3	N.A.
Mr. Inder Arora#	Executive	5	3	Yes
Mr. Rajesh Ganjoo§	Executive	5	3	N.A.

^Resigned as Non-Executive Director effective August 16, 2023

#Resigned as Executive Director effective November 8, 2023

*Appointed as Executive Director effective November 8, 2023

§Appointed as Executive Director effective November 8, 2023

As per disclosure received from the Directors,

- None of the Directors of the Company for the financial year ended on March 31, 2024, have been debarred or disqualified from being appointed or continuing as Directors of companies;
- None of the Directors hold directorships in more than seven listed companies;
- None of them is a member of more than ten committees or chairman of more than five committees across all the public companies in which he/she is a Director;
- None of the Directors of your Company are inter-se related to each other.

The Company has obtained a certificate from Mr. Natesh K, Company Secretary in Practice, in accordance with sub regulation (3) of Regulation 34 read with sub clause (i) of Clause 10 of Para-C of Schedule V of SEBI Listing Regulations, that none of the Directors on the Board of the Company for the financial year ended on March 31, 2024, have been debarred or disqualified from being appointed or continuing as Directors of companies, by the Securities and Exchange Board of India, Ministry of Corporate Affairs, or any other Statutory Authority.

None of the Independent Directors are Promoters or related to Promoters or the Promoter Group. They do not have pecuniary relationship with the Company and further do not hold two percent or more of the total voting power of the Company. None of the independent directors of the Company is a non-independent director of another company on the board of which any non-independent director of the Company is an independent director.

Number of other Companies or Committees the Director (being a Director as on the date of the Directors' Report) is a Director or member / Chairman respectively:

Name of Director	No. of Other Companies on Which Director (other than Private Limited Companies)	No. of Committees* [other than Ingersoll – Rand (India) Limited] in which member
Mr. Sekhar Natarajan (Chairman)	2	3
Ms. Jayantika Dave	1	1
Ms. Vijaya Sampath	6	6
Mr. P. R. Shubhakar	NIL	NIL
Mr. Sunil Khanduja	NIL	NIL
Mr. Rajesh Ganjoo	NIL	NIL

*Only Audit Committee and Stakeholders' Relationship Committee are considered as per SEBI Listing Regulations.

Report on Corporate Governance (Contd..)

The Board at its meeting held on May 28, 2024 confirmed

- The names of the listed entities in which he/she is a director and category of directorship held (as below)
- That Independent Directors fulfill the conditions specified in SEBI Listing Regulations and are independent of the management.

Sl. No.	Name of the director	Name of the listed entities where the person is a director as on March 31, 2024	Category of Directorship	Names of Committees on which the director is a Member or Chairman	Original date of appointment
1	Mr. Sekhar Natarajan (Chairman)	Ingersoll-Rand (India) Limited	Independent Director	a. Audit Committee – Chairman	July 27, 2016
		Bayer Cropscience Limited	Independent Director	a. Audit Committee – Chairman	October 01, 2019
		Colgate Palmolive (India) Limited	Independent Director	a. Audit Committee – Member	May 21, 2020
				b. Stakeholders Relationship Committee – Member	April 28, 2022
2	Ms. Jayantika Dave	Ingersoll Rand (India) Limited	Independent Director	a. Audit Committee – Member b. Stakeholders Relationship Committee – Chairperson	September 12, 2014 (Independent director from March 28, 2019)
		MPS Limited	Independent Director	a. Stakeholders Relationship Committee – Chairperson	October 30, 2019
3	Ms. Vijaya Sampath	Ingersoll-Rand (India) Limited	Independent Director	a. Audit Committee – Member	March 27, 2019
		Craftsman Automation Limited	Independent Director	a. Audit Committee – Member	April 03, 2018
		Safari Industries (India) Limited	Independent Director	a. Audit Committee – Member	September 22, 2014
		Varroc Engineering Limited	Independent Director	a. Audit Committee – Member	July 20, 2017
		Intellect Design Arena Limited	Independent Director	a. Audit Committee – Member	October 25, 2018
		VA Tech Wabag Limited	Independent Director	a. Audit Committee – Member	July 31, 2020

Report on Corporate Governance (Contd..)

Sl. No.	Name of the director	Name of the listed entities where the person is a director as on March 31, 2024	Category of Directorship	Names of Committees on which the director is a Member or Chairman	Original date of appointment
4	Mr. P. R. Shubhakar	Ingersoll-Rand (India) Limited	Executive Director & CFO	NIL	March 7, 2023
5	Mr. Sunil Khanduja	Ingersoll-Rand (India) Limited	Executive Director	a. Audit Committee Member b. Stakeholders Relationship Committee - Member	November 8, 2023
6	Mr. Rajesh Ganjoo	Ingersoll-Rand (India) Limited	Executive Director	a. Stakeholders Relationship Committee - Member	November 8, 2023

* Only Audit Committee and Stakeholders' Relationship Committee are considered as per SEBI Listing Regulations.

During the year 2023-24, information as mentioned in Part A of Schedule II of SEBI Listing Regulations has been placed before the Board for its review.

Familiarization Program for Independent Directors:

It is the general practice of the Company to notify the changes in the applicable laws from time to time at regular Board Meetings. Formal familiarization programs are conducted regarding the amendments in the Act, Rules prescribed thereunder and SEBI Listing Regulations as and when necessary.

New independent directors were not appointed during the financial year 2023-24. Hence, there was no requirement of imparting any familiarization programs to independent directors during the reporting year and there is no further disclosure required to be made in this regard.

Key Board Qualifications, expertise and attributes:

The Company recognizes and embraces the importance of a diverse Board in its success. The objectives of the skills matrix adopted by the Board are to:

- Identify the skills, knowledge, experience and capabilities that are considered to be desirable by Board as a whole, in order for the Board to fulfill its role and in light of the Company's strategic direction:
- Ascertain the current skills, knowledge, experience and capabilities of the Board, and provide the incumbent Directors with an opportunity to reflect upon and discuss the current composition of the Board; and
- Identify any gaps in skills or competencies that can be addressed in future Director appointments.

Report on Corporate Governance (Contd..)

The Board has identified the following skill set with reference to its business and industry which are available with the Board:

Name of the Director	Expertise in specific functional area
Mr. Sekhar Natarajan	Leadership, Business Development, Corporate Strategy, Financial Planning & Reporting, Risk Management, Controls and Compliance
Ms. Jayantika Dave	Human Resources, Personality Development
Ms. Vijaya Sampath	Legal, Secretarial, Corporate & Regulatory Compliances, Cross Border Acquisitions, PE Investments and International Commercial Arrangements
Mr. P. R. Shubhakar	General & Financial Management, Controllership, Credit & Collection, Financial Planning & Reporting, Direct & Indirect Taxation, Banking & Treasury, Risk Management, Controls & Compliance, Mergers & Acquisitions and Company Law and Stock Exchange compliance
Mr. Sunil Khanduja	Management and Business Development, Strategic Planning, Supply Chain Management, Plant Operations and Product Development.
Mr. Rajesh Ganjoo	Product Management, Sales Enablement, Marketing, Strategic Planning, Industry knowledge, Corporate Social Responsibility

The current composition of your Company's Board includes directors with core industry experience and has the key skills and experience set out above.

None of the independent director has resigned before the expiry of his or her tenure during the year under review and till the date of this report. Hence the disclosure on the reason for resigning and material reasons therefor are not applicable.

The terms and conditions of appointment of the Independent Directors are disclosed on the website of the Company <https://www.irco.com/en-in/invest>

The number of equity shares held by the Directors as on March 31, 2024 are given below:

Name of Director	Category	No. of shares
Mr. Sekhar Natarajan	Non - Executive & Independent	NIL
Ms. Jayantika Dave	Non - Executive & Independent	NIL
Ms. Vijaya Sampath	Non - Executive & Independent	NIL
Mr. P. R. Shubhakar	Executive & CFO	100
Mr. Sunil Khanduja	Executive	NIL
Mr. Rajesh Ganjoo	Executive	NIL

There has been no materially relevant pecuniary transaction or relationship between the Company and its Non-Executive Independent Directors during the year.

None of the Directors were issued ESOPs by the Company during the year.

Meeting of independent directors:

For the Board to exercise free and fair judgment in all matters related to the functioning of the Company as well as the Board, it is important for the independent directors to have meetings without the presence of the executive management.

Pursuant to Schedule IV of the Act and Regulation 25(3) of the SEBI Listing Regulations, the Independent Directors of your Company met once on March 28, 2024 in the absence of Non-Independent Directors and members of the management. At the meeting, the independent directors discussed the matters pertaining to review of performance of Non-Independent Directors and the Board as a whole.

Report on Corporate Governance (Contd..)

The evaluation of Independent Directors is done by the entire Board of Directors of the Company, which includes:

- a. Performance of all directors; and
- b. Fulfilment of the independence criteria and their independence from the management.

Feedback was sought by way of a structured questionnaire covering various aspects of the Board's functioning such as adequacy of the composition of the Board and its Committees, Board culture, execution and performance of specific duties, obligations and governance and the evaluation was carried out based on responses received from the Directors. The evaluation is performed by the Board, Nomination and Remuneration Committee and Independent Directors with specific focus on the performance and effective functioning of the Board and Individual Directors.

C. COMMITTEES OF THE BOARD

As on March 31, 2024, there are five committees of the Board viz. Audit Committee, Corporate Social Responsibility (CSR) Committee, Nomination and Remuneration Committee, Stakeholder's Relationship Committee and Risk Management Committee.

1. AUDIT COMMITTEE

The Board has constituted a well-qualified independent Audit Committee which considers all matters specifically referred to it by the Board in addition to mandatory matters as per Section 177 of the Act read with Regulation 18 of the SEBI Listing Regulations. The Committee acts as a link between the management, external and internal auditors and the Board. All the members of the Committee are Independent Directors including the Chairman, except Mr. Sunil Khanduja, who is executive director. Mr. Sekhar Natarajan is the chairman of the Audit Committee. They possess sound knowledge on accounts, audit, finance, taxation, internal controls, etc. The Committee, to carry out its responsibilities efficiently and transparently, relies on the Management's financial expertise and that of the internal and independent auditors.

During the year under review, the Committee met five times i.e., on May 25, 2023, August 10, 2023, November 8, 2023, February 13, 2024 and March 28, 2024. The gap between two consecutive committee meetings did not exceed 120 days. The details of composition of the Audit Committee and attendance of Members to the committee meetings are as follows:

Name of the Member/Director	Category	Chairman/Member	No. of meetings held during the FY. 2023-24	No. of meetings entitled to attend	No. of meetings attended
Mr. Sekhar Natarajan	Independent Director	Chairman	5	5	5
Ms. Vijaya Sampath	Independent Director	Member	5	5	5
Ms. Jayantika Dave	Independent Director	Member	5	5	5
Mr. Inder Arora [^]	Executive Director	Member	5	3	3
Mr. Sunil Khanduja [*]	Executive Director	Member	5	2	2

[^]Resigned as member of the Committee effective November 8, 2023.

^{*}Appointed as Member of the Committee effective November 8, 2023

The previous AGM of the Company was held on August 11, 2023 and was attended by Mr. Sekhar Natarajan, Chairman of the Audit Committee.

Mr. P. R. Shubhakar, Chief Financial Officer & Company Secretary, acts as the Secretary of the Committee.

Besides having access to all the required information within the Company, the Committee can obtain external professional advice whenever required. The Committee invites such of the executives, as it deems appropriate, representatives of the statutory auditors and internal auditors to be present at its meetings.

The terms of reference of the Audit Committee are set out in accordance with the requirement of Section 177 of the Act and Regulation 18 read with Part C of Schedule II of SEBI Listing Regulations, inter alia consists of

Report on Corporate Governance (Contd..)

- Overseeing of the Company's financial reporting process and disclosure of financial information to ensure it is correct, sufficient and credible;
- Reviewing with the management the quarterly and annual financial statements and auditor's report before submission to the Board for approval, primarily focusing, inter alia, on
 - o Any change in accounting policies and practices and reasons for the change;
 - o Significant adjustments made in financial statements arising out of audit findings;
 - o Major accounting entries based on exercise of judgment by Management;
 - o Compliance with accounting standards, other stock exchange and legal requirements relating to quarterly / annual financial statements;
 - o Matters to be included in the director's responsibility statement;
 - o The going concern assumption;
- Approval and review of related party transactions;
- Review of the adequacy of the internal control systems with the Management, internal auditors and statutory auditors;
- Recommending to the Board, the appointment / re-appointment of statutory auditors and fixing their fees;
- Approval for payment to statutory auditors for other services;
- Discussing with the Statutory Auditors before the audit commences, the nature and scope of audit as well as conduct post-audit discussions to ascertain any area of concern;
- Reviewing the adequacy of internal audit function, coverage and frequency of internal audit;
- Review with internal auditors and senior management of any significant findings and follow-ups thereon;
- Reviewing any findings of any financial irregularities or failure of internal control systems and reporting to the Board;
- Review of the Company's financial risk and management policies;
- Review functioning of the Whistle Blower mechanism;
- Reviewing the effectiveness of the system for monitoring compliance with laws and regulations;
- Any other function as may be stipulated by any law/Government guidelines;
- Such other functions as may be specified by the Board of Directors of the Company from time to time.

The Committee is also responsible to look into any substantial defaults in payments of dividends, deposits or to creditors.

During the year under review, the Audit Committee besides considering the unaudited quarterly financial results and audited financial results and recommending to the Board of Directors of the Company for its adoption and approval, discussed various topics relating to Company's operations including inventory, direct tax compliance, GST compliance, outstanding vendor advances, receivables, and compliances in general. The minutes of the Audit Committee Meetings are placed before the Board for their review.

The Committee relies on the expertise and knowledge of the management, the Internal Audit Team and Statutory Auditors in carrying out its responsibilities. It also uses external expertise where necessary. Management is responsible for the preparation, presentation and integrity of the Company's financial reporting. Management is also responsible for internal control over financial reporting and all procedures are designed to ensure compliance with Accounting Standards, applicable laws and regulations as well as for objectively reviewing and evaluating the adequacy, effectiveness and quality of the Company's system of internal control.

Report on Corporate Governance (Contd..)

2. SENIOR MANAGEMENT

As subordinate to the Board of directors, Key Managerial Personnel and the Committees to the Board, there are several Senior Management in the hierarchy of your Company.

Details of Senior Management Personnel as on March 31, 2024, as defined under Regulation 16(1)(d) of SEBI (LODR) Regulations are as follows:

Sl. No.	Name of Employee	Designation
1	Sunil Khedekar	Assistant Manager - Retirement Benefits
2	Raghavendra Prasad	Senior Manager – Taxation
3	Pramod M Hegde	Manager – Secretarial
4	Nagendra B	Senior Manager – Finance
5	Shashikanth Kini P	Manager Finance and Accounts
6	Neha Soni	FP&A Partner, EMEIA Compression systems
7	Jagannath Moharana	AME & Maintenance Leader
8	Aginvesh Mishra	Credit & Collection Lead
9	Silky Puri	Sales Channel Excellence & Marketing Leader – EMEIA
10	Manash Mallick	Account Management Leader
11	Prashant Shah	Procurement Manager
12	Vishwas Deshmukh	Operations Leader - Ingersoll Rand, Ahmedabad
13	Denish Rathod	Materials cum Operations Leader
14	Mahadev Patel	Operations HR Leader ITSX
15	Dileep Patil	Engineering Leader – MEIA and HP Compressors
16	Vijayjeet Choudhary	Order Management Leader - EMEIA & Project Management
17	Hiren Tanna	Finance Controller - Compression Systems, India
18	Kalpesh Singh	Territory Service Leader- MEI
19	Vivek Arora	Inside Sales Leader – GLI(MEI)
20	Sampath Shetty	Business Director – OFS & AGS India
21	Jitendra Kaushik	National Sales Leader – compare
22	Subramanian Sundaresan	Regional Leader - South (GLI)
23	Abhishek Chowdhury	Zonal Sales Leader – Eastern India, SriLanka & Bangladesh
24	Sunil Sharawat	Sales Enablement Leader – India & SAARC
25	Gurunandan Kabad	Product Manager
26	Manoj Kumar	Product & CARE Manager Aftermarket- MEIA
27	Rajesh Fotedar	Product Manager - Oil Free Rotary MEIA and Plant Air Centrifugal India
28	Arun Deoli	Regional Leader-North (GLI)

3. NOMINATION AND REMUNERATION COMMITTEE

The Nomination and Remuneration Committee (“the NRC”) is constituted in compliance with the requirements of Regulation 19 of the SEBI Listing Regulations and section 178 of the Act.

The NRC has been vested with the authority to recommend nominations for Board membership, succession planning for the senior management and the Board, recommend composition of the Board commensurate with the size, nature of

Report on Corporate Governance (Contd..)

the business and operational dimension of the Company, establish criteria for selection of Board Members with respect to skills, abilities, experience competencies, qualifications, track record, integrity, and determine overall compensation policies of the Company.

The NRC also formulates the criteria for determining qualifications, positive attributes and independence of a Director and recommends to the Board periodically, policies relating to the remuneration of Directors, Key Managerial Personnel and Senior Management. In addition to the above, the NRC's role includes identifying persons who may be appointed to a senior management position in accordance with the criteria laid down, recommending to the Board their appointment and removal.

The NRC met 5 times during the year on May 25, 2023, August 10, 2023, November 8, 2023, February 13, 2024 and March 28, 2024. The details of the number of meetings held and attendance of members to the committee meetings are as follows:

Name of the Member/Director	Category	Chairman/Member	No. of meetings held	No. of meetings entitled to attend	No. of meetings attended
Ms. Jayantika Dave	Independent Director	Chairperson	5	5	5
Mr. Sekhar Natarajan	Independent Director	Member	5	5	5
Ms. Vijaya Sampath	Independent Director	Member	5	5	4

Mr. P. R. Shubhakar, Chief Financial Officer & Company Secretary, acts as the Secretary of the Committee.

The terms of reference of nomination and remuneration committee, inter alia consists of

- Formulation of the criteria for determining qualifications, positive attributes and independence of a director;
- Formulation of criteria for evaluation of Independent Directors and the Board;
- Devising a policy on Board diversity;
- Formulate and recommend to the Board a policy for payment of remuneration to Executive Directors, Non-Executive Directors, Key Managerial Personnel etc. and its review from time to time.
- Periodically review and suggest revision of the total remuneration package of Executive Directors and Key Managerial Personnel under the provisions of Act.
- Decide the actual salary, allowances, perquisites and increments of Executive Directors under the provision of Act.
- Decide the amount of incentive/bonus payable to Executive Directors under the provisions of Act.

In determining the remuneration package of the Executive Directors under the provisions of Act, the NRC evaluates the remuneration paid by comparable organizations within the industry and across various industries before making its recommendations to the Board. The compensation is also linked to individual and Company performance.

The remuneration policy of the Company can be accessed on the Company's website at <https://www.irco.com/en-in/invest>

Performance Evaluation of Non-Executive and Independent Directors

Pursuant to the provisions of the Act and Regulation 37(10) of the SEBI Listing Regulations, the Board has carried out the annual performance evaluation of its own performance, the Directors individually as well as the evaluation of the working of its Audit Committee, Nomination and Remuneration Committee, Corporate Social Responsibility Committee, Risk Management Committee and Stakeholders Relationship Committee. A peer review was done by all the Directors evaluating every other Director. They also evaluated various aspects of the Board such as adequacy of the composition of the Board and its Committees, Board Diversity, execution and performance of specific duties, obligations and governance. Feedback on the appraisal has been provided to the board members.

Report on Corporate Governance (Contd..)

4. STAKEHOLDERS' RELATIONSHIP COMMITTEE

The Stakeholders Relationship Committee has been constituted in compliance with the provisions of Section 178(5) of the Act read with Regulation 20 and Part D of Schedule II of the SEBI Listing Regulations.

As of March 31, 2024, the Stakeholders Relationship Committee comprise of Ms. Jayantika Dave, Chairperson, Mr. Sunil Khanduja, Member and Mr. Rajesh Ganjoo, Member.

During the year under review, the Committee met four times i.e., on May 25, 2023, August 10, 2023, November 8, 2023 and February 13, 2024. The details of the number of meetings held and attendance of Members to the committee meetings are as follows:

Name of the Member/ Director	Category	Chairman/ Member	No. of meetings held during the FY. 2023-24	No. of meetings entitled to attend	No. of meetings attended
Mr. Naveen Samant*	Non-Executive & Non-Independent Director	Chairman	4	2	2
Mr. Inder Arora^	Executive Director	Member	4	3	3
Ms. Jayantika Dave**	Independent Director	Chairperson	4	4	4
Mr. Sunil Khanduja #	Executive Director	Member	4	1	1
Mr. Rajesh Ganjoo#	Executive Director	Member	4	1	1

*Resigned as Member of the Committee effective August 16, 2023

^ Resigned as Member of the Committee effective November 8, 2023

**Appointed as Chairperson of the Committee effective November 8, 2023

Appointed as Member of the Committee effective November 8, 2023

The Chairman of the Stakeholders Relationship Committee attended the Annual General Meeting of the Company held on August 11, 2023

The terms of reference of the Stakeholders Relationship Committee are set out as per the Act and Regulations 19 and 20 read with Part D of Schedule II of SEBI Listing Regulations, inter alia, consists of

- Monitor redressal of investors/shareholders grievances;
- Approve transmission of shares;
- Issue of duplicate share certificates;
- Review of shares dematerialized;
- Oversee the performance of the Company's Registrars and Share Transfer Agents;
- Resolving the grievances of the security holders including complaints related to transfer/transmission of shares, non-receipt of annual report, non-receipt of declared dividends and issue of new/duplicate certificates;
- Review of measures taken for effective exercise of voting rights by the shareholders;
- Review of adherence to the service standards adopted by the Company in respect of various services being rendered by the Registrars & Share Transfer Agents;

Report on Corporate Governance (Contd..)

- Review of the various measures and initiatives taken by the Company for reducing the quantum of unclaimed dividends and ensuring timely receipt of dividend warrants / Annual Reports / statutory notices by the shareholders of the Company;
- All other matters related to shares

Mr. P. R. Shubhakar, Chief Financial Officer & Company Secretary acts as the Secretary of the Committee and is the Compliance Officer.

Investor complaints are processed through a centralized web-based complaints redressal system. Centralized database of all complaints received, online upload of the Action Taken Reports (ATRs) by the Company, online viewing by investors of actions taken on the complaint and the current status are updated/resolved electronically in the SEBI SCORES system.

The Registrar and Share Transfer Agents of the Company - Link Intime India Private Limited, attend to all grievances received from shareholders and investors.

All queries like non-receipt of annual reports, dividend, transfer of shares, change of address etc. were resolved to the satisfaction of the shareholders / investors. During the year, 414 grievances / queries were received from shareholders / investors and 6 complaints were received from Securities Exchange Board of India (SEBI) and other statutory authorities. All investor grievances/queries and complaints from statutory authorities have been resolved to the satisfaction of the complainants before the end of the financial year.

All valid requests for share transfers received during the year have been acted upon and there are no share transfer requests pending as on March 31, 2024.

5. CORPORATE SOCIAL RESPONSIBILITY (CSR) COMMITTEE

As of March 31, 2024, the CSR Committee comprised of Mr. Rajesh Ganjoo, Chairman, Mr. Sekhar Natarajan, Ms. Jayantika Dave and Mr. P. R. Shubhakar. The composition of the Committee and its terms of reference meets the requirements of section 135 of the Act. The Committee met four times during the year under review i.e., on May 25, 2023, August 10, 2023, November 8, 2023 and February 13, 2024.

The CSR Policy is uploaded on the Company's website <https://www.irco.com/en-in/invest> as required under the provisions of Section 135 of the Act and Rule 9 of the Companies (Corporate Social Responsibility Policy) Rules, 2014. The CSR projects for the financial year 2023-24 approved by the Board have also been disclosed on the Company's website <https://www.irco.com/en-in/invest>

TERMS OF REFERENCE

- To formulate and recommend to the Board, a CSR Policy, which shall indicate the activities to be undertaken by the Company as specified in Schedule VII of the Act.
- To recommend the amount of expenditure to be incurred on CSR activities.
- To monitor the implementation of CSR Policy of the Company from time to time.

The details of CSR activities carried out by the Company during the year under review are set out in Annexure B to the Directors' Report. The Company's contributions and initiatives towards social welfare and environment sustainability have been integral to the business. The Committee believes it has performed effectively and carried out the role assigned to it. The Company will continue to pursue CSR activities as one of its fundamental priorities towards the society in which it operates. CSR activities of the Company is expected to continuously evolve for a long-term sustainability of business, society and environment at large. CSR activities shall further align and integrate social wellbeing, economic growth and environmental sustainability with the Company's core principles of business.

Report on Corporate Governance (Contd..)

6. RISK MANAGEMENT COMMITTEE

The scope of this Committee is to assist the Board of Directors in early identification, assessment and mitigation of risks pertaining to financial, regulatory, statutory, operational, strategic, reputational, and others risks the Company may face. The Committee has overall responsibility for monitoring and approving the risk management framework and is capable of effectively addressing these risks. The terms of reference of the Committee cover the areas of developing a formal risk management structure along with formation and delegation of responsibility to an executive management team which defines risk across the organization, monitors the material risks to which your organization is exposed and appropriately implements the mitigation plan on sustainable and continuous basis.

The Risk Management Committee has been constituted in accordance with the provisions of Regulation 21 of SEBI Listing Regulations for identifying the elements of risk, which in the opinion of the Board of Directors threaten the existence of the Company.

As of March 31, 2024, the Committee comprised of Mr. P. R. Shubhakar, Chairman, Mr. Sekhar Natarajan, Mr. Sunil Khanduja, Mr. Rajesh Ganjoo and Mr. Udayan Khastagir as its Members.

The Committee met thrice during the year under review i.e., on June 6, 2023, November 8, 2023 and March 28, 2024.

The role of the committee:

1. To ensure that appropriate methodology, processes and systems are in place to monitor and evaluate risks associated with the business of the Company.
2. To monitor and oversee implementation of the risk management policy, including evaluating the adequacy of risk management systems.
3. To periodically review the risk management policy, at least once in two years, including by considering the changing industry dynamics and evolving complexity;
4. To keep the Board informed about the nature and content of its discussions, recommendations and actions to be taken;

D. REMUNERATION TO DIRECTORS

Remuneration Policy:

The Company has in place a Remuneration Policy for Directors, Key Managerial Personnel (KMP) and Senior Management Personnel and other employees, in accordance with the provisions of the Act and SEBI Listing Regulations. The Nomination and Remuneration policy is uploaded in the Company's website <https://www.irco.com/en-in/invest>

The Company pays remuneration by way of salary, benefits, perquisites and allowances and commission/bonus (variable component) to its Executive Directors and senior management. Annual increments to Executive Directors are decided by the Nomination and Remuneration Committee within the limits approved by the members and are generally effective from April 1st of every year. The Nomination and Remuneration Committee decides on the commission/bonus payable to the Executive Directors and senior management within the limit prescribed under the Companies Act, 2013 based on the performance of the Company as well as that of the individual.

The Company has not adopted Employee Stock Options Policy to reward the employees in the form of non-cash incentives.

The Company has formulated a Nomination and Remuneration Policy as per which the criterion for payment of commission to Non-Executive Directors inter alia includes the time spent in attending Board/Committee meetings,

Report on Corporate Governance (Contd..)

time spent in perusing the paper/records/documents, time spent in participating in strategy development, contribution at the Board and certain Committee meetings and advice given to the Management from time to time on strategic matters.

The roles of Non-Executive Directors are not just restricted to corporate governance, but also make available to the Company their significant professional expertise and experience across functional areas such as Manufacturing, Finance, Operational Guidance, Human Resource Capital, Corporate Strategy, Compliance and Governance, and other corporate functions. The Company seeks expert advice from them on various matters from time to time. Hence, Non-Executive Directors are to be rewarded. Non – Executive Directors are paid remuneration by way of fixed commission. The commission is decided by the Board of Directors in terms of the ordinary resolution passed by the shareholders at the Annual General Meeting held on August 29, 2019 effective for a period of five years from the financial year commencing from April 1, 2019 and is within the ceiling of 1% of net profits of the Company as computed under the applicable provisions of the Act.

The company's Nomination and Remuneration policy has been uploaded on the website of the company <https://www.irco.com/en-in/invest>

The details of remuneration for the financial year 2023-24 are given below:

- There were no pecuniary relationship or transactions with any Non-Executive Director of the Company.
- The criteria for making payment to Non-Executive Directors is available on the website of the Company i.e., <https://www.irco.com/en-in/invest>

Non-Executive Directors:

(Rs. In Lakhs)

Name of the Director	Sitting fees	Commission
Mr. Sekhar Natarajan	NIL	12.00
Ms. Jayantika Dave	NIL	12.00
Ms. Vijaya Sampath	NIL	12.00
Mr. Naveen Samant	NIL	NIL

All fees/compensation paid to the Non-Executive Directors (including Independent Directors) are recommended by the Nomination and Remuneration Committee and approved by the Board. The remuneration paid are within the limits prescribed under the Act.

Executive Directors:

(Rs. In Lakhs)

Name of the Director	Salary	Benefits, Perquisites and Allowances	Commission/Bonus
Mr. P. R. Shubhakar	41.72	73.79	-
Ms. Sunil Khanduja *	16.47	60.23	-
Mr. Inder Arora^	24.38	38.94	5.81
Mr. Rajesh Ganjoo*	12.63	25.65	-

^ Up to November 8, 2023

*Effective November 8, 2023

Report on Corporate Governance (Contd..)

There were no severance fees or stock option plan. The appointment of Whole-Time Directors are for a period of five/ three years on the basis of terms and conditions laid down in the respective resolutions passed by the Members in the General Meetings. The agreement with Whole-Time Directors are 5 years/ 3 years with 2 months' notice period.

E. GENERAL BODY MEETINGS

Location and time for last three AGMs held and the Special Resolutions, if any, passed thereat, are as given below:

Year	Date	Time	Venue	No. of special Resolutions passed
2022-23	August 11, 2023	12.00 Noon	Meeting was held through Video Conferencing/Other Audio Video Means (OAVM)	Two (2) - Re-appointment of Ms. Jayantika Dave as an Independent Director of the Company for second term of 5 years - Re-appointment of Ms. Vijaya Sampath as an Independent Director of the Company for second term of 5 years
2021-22	August 10, 2022	12.00 Noon		One (1) - Re-appointment of Mr. Sekhar Natarajan as an Independent Director of the Company for second term of 5 years.
2020-21	September 2, 2021	12.00 Noon		Nil

No Extraordinary General Meeting was held during the past 3 years.

POSTAL BALLOT

During the year 2023-24 under review, two postal ballots were conducted by the Company.

- A. The details of postal ballot conducted in Apr-23/May-23 (seeking consent from Members for appointment of both Mr. Inder Arora and Mr. P. R. Shubhakar as Director/Whole-time Director and fixing their remuneration) has already been provided in Annual Report for financial year 2022-23.
- B. The Board of Directors at their meeting held on November 8, 2023 approved seeking consent from the Members by passing Ordinary Resolutions (as below) through remote e-voting mechanism:-
 - Resolution No. 1 – Appointment of Mr. Sunil Khanduja as Director
 - Resolution No. 2 – Appointment of Mr. Sunil Khanduja as Whole-time Director & fixing his remuneration
 - Resolution No. 3 – Appointment of Mr. Rajesh Ganjoo as Director
 - Resolution No. 4 – Appointment of Mr. Rajesh Ganjoo as Whole-time Director & fixing his remuneration.

In compliance with the circulars issued by Ministry of Corporate Affairs from time to time, the Members were requested to communicate their assent or dissent to the above Ordinary Resolutions through remote e-voting system only. Further, pursuant to the provisions of sections 108 and 110 of the Act read with Rule 20 and 22 of the Rules, as amended and the provisions of Regulation 44 of the SEBI Listing Regulations, Members were provided with the facility to cast their votes electronically, through the e-voting services provided by National Securities Depository Limited (NSDL), on the resolutions set forth in the Postal Ballot Notice.

The Board had appointed Mr. Natesh K, Practicing Company Secretary (ICSI Membership No. FCS 6835) as Scrutinizer to scrutinise votes cast electronically in a fair and transparent manner.

Report on Corporate Governance (Contd..)

Procedure adopted for Postal Ballot:

- The Notice of the Postal Ballot dated November 8, 2023 containing the Draft Resolutions and Explanatory Statement, were emailed on December 20, 2023 to those Members whose names appeared on the Register of Members/List of Beneficial Owners as received from National Securities Depository Limited (NSDL) and Central Depository Services (India) Limited (CDSL) as on December 18, 2023 (cut-off date) and were sent only in electronic mode. The details of E-Voting Event Number (EVEN), User ID and Password were emailed to those Members whose e-mail IDs were registered with the Company/Depository Participant(s). The Notice also specified the procedure for registering the email addresses and obtaining the Notice of Postal ballot and remote e-voting instructions by the Members whose email addresses were not registered with the depositories.
- The advertisement was published in the Newspapers viz. Financial Express (English) and Kannada Prabha (Kannada) on December 22, 2023 giving the requisite details as per the provisions of the Act and Secretarial Standard - 2.
- The remote voting period began on Friday, December 22, 2023 at 9:00 a.m. (IST) and ended on Sunday, January 21, 2024 at 5:00 p.m. (IST).
- The Scrutinizer submitted his Report on January 23, 2024 and the resolution was deemed to have been passed on the last date of remote e-voting i.e. on Sunday, January 21, 2024.

Details of Voting of the above Resolutions are as under:

Particulars	Number of votes polled	Votes in favour	Votes Against	Invalid votes	Result
Resolution No. 1	26,606,081	26,318,843	287,238	0	Passed with requisite majority
Resolution No. 2	26,606,081	26,360,018	246,063	0	
Resolution No. 3	26,605,481	26,587,725	17,756	0	
Resolution No. 4	26,605,466	26,586,749	18,717	0	

F. DISCLOSURES

Related Party Transactions:

All the transactions with related parties were in the ordinary course of business and on arms' length basis. In terms of Regulation 23 of SEBI Listing Regulations the Company has obtained prior approval of the Independent Directors, who are members of the audit committee for entering into any transaction with related parties. The audit committee granted omnibus approval for all transactions to be entered into with the related parties, during the year. The audit committee is entrusted with responsibility of approval or any subsequent modification of transactions with the related parties. All material related party transactions have been approved by the shareholders through ordinary resolution. There are no materially significant related party transactions made by the Company with Promoters, Directors or Key Managerial Personnel or otherwise which may have potential conflict with the interest of the Company at large.

The details of the transactions with Related Parties are provided in accordance with the Accounting Standards in Note No. 35 to the financial statements in the Annual Report. Accordingly, particulars of contracts or arrangements with related parties referred to in Section 188(1) of the Act along with the justification for entering into such a contract or arrangement in Form AOC-2 form a part of the Report as Annexure E to the Directors Report.

The related party transactions for the half year ended September 30, 2023 and March 31, 2024 in the format prescribed by SEBI is uploaded on the website of the Company <https://www.irco.com/en-in/invest>

The Board approved policy for related party transactions is uploaded on the website of the Company <https://www.irco.com/en-in/invest>

Report on Corporate Governance (Contd..)

Whistle Blower Policy and Vigil Mechanism:

In terms of the provisions of Section 177(9) of the Act, the Company has implemented a vigil mechanism, which includes implementation of the whistleblower policy. No employee has been denied access to the Chairman of the audit committee. The Company in conjunction with the Legal and Ethics Team of its ultimate holding company has informed its employees that any non-compliant behavior of directors or employees, including non-compliance of its code of conduct, may be reported by them using the ethics hotline or ethics email id. Employees can raise concerns regarding any discrimination, harassment, victimization, any other unfair practice being adopted against them or any instances of fraud by or against your Company. The policy also provides adequate safeguards to employee against victimization of persons who use such mechanism. The Company's whistleblower policy has been uploaded on the website of the Company <https://www.irco.com/en-in/invest>

Policy on determination of materiality for disclosures:

The Company has adopted a policy on determination of materiality on disclosures and the same has been uploaded on the website of the Company <https://www.irco.com/en-in/invest>

Dividend Distribution Policy:

The objective of the Company's dividend distribution policy is to reward its shareholders by sharing a portion of the profits, whilst ensuring that sufficient funds are retained in the Company for growth, working capital requirements, capex requirement etc. The policy aims to ensure a regular dividend income for the shareholders and long-term capital appreciation for all shareholders of the Company. The Company would strive to strike an optimum balance between the quantum of dividend paid and amount of profits retained in the business for various purposes. The general factors considered by the Company for taking decisions with regard to dividend payout includes capex requirements contractual obligations, taxation policy, statutory covenants, historical financial performance, future financial outlook, current year profits and outlook, operating Cash flows, possibilities of alternate usage of cash, providing for unforeseen events and contingencies etc.

The Board can modify/amend the policy depending on business needs and external environment.

The company's dividend distribution policy has been uploaded on the website of the company <https://www.irco.com/en-in/invest>

G. COMPLIANCES

The Company has complied with all the requirements of regulations and guidelines of the Securities and Exchange Board of India (SEBI) and there were no cases of non-compliance during the last three years viz. 2021-22, 2022-23 and 2023-24. Consequently, no penalties were imposed or strictures passed against your Company by SEBI, Stock Exchanges or statutory authorities. The Company has complied with and adopted the mandatory requirements of the Corporate Governance Code.

H. ADOPTION OF DISCRETIONARY REQUIREMENTS

The Company has not set up a separate office for Non-Executive Chairman or Independent Directors. However, they do have access to the Company information whenever required.

The Company has published its quarterly, half-yearly and annual financial results in two newspapers including one vernacular newspaper having wide circulation. The results are promptly put up on the website of the Company besides being sent to the stock exchanges. The Company has not circulated half yearly declaration on financial performance to its shareholders.

The statutory auditors of the Company have issued audit report with unmodified opinion on the financial statements for the financial year ended March 31, 2024.

Report on Corporate Governance (Contd..)

Internal audit function is handled by a set of professionals within the Company who conduct a thorough audit of the procedures in place of all the departments in the organization and report to the audit committee. The audit plan and performance of the internal audit team is reviewed by the audit committee. The internal auditor of the Company reports directly to the audit committee.

I. CODE OF CONDUCT

The Board has laid down a Code of Conduct for all Directors and Senior Management and all its employees. The Code of Conduct is posted on the Company's website <https://www.irco.com/en-in/invest>. All Directors and Senior Management personnel of the Company have affirmed compliance with the Code. A declaration signed by the Chairman and Managing Director to this effect is appended at the end of this Report.

J. CEO/CFO CERTIFICATION

A certificate from Director - Operations and Chief Financial Officer on the integrity of the financial statements and other matters of the Company for the financial year ended March 31, 2024 was placed before the Board at its meeting held on May 28, 2024.

K. RISK MANAGEMENT

The Board has established a risk assessment and minimization procedure which is reviewed by the Board periodically. There is a structure in place to identify and mitigate various identifiable risks faced by the Company from time to time. These risks are reviewed by the Executive Management of the Company and new risks are identified. After identification, controls are put in place with specific responsibility of the concerned officer of the Company.

L. MEANS OF COMMUNICATION

The last year's audited annual financial results and the quarterly unaudited financial results were announced during the year within the last date as specified under SEBI Listing Regulations. These results were published in leading newspapers. The financial results, press releases and other major events/ developments concerning the Company were also posted on the Company's website <https://www.irco.com/en-in/invest>.

Half yearly report sent to each of the shareholders	No
Quarterly Results	Displayed in the below mentioned news papers i. The Financial Express ii. Kannada Prabha
Any web site, where displayed	The quarterly results are displayed on Company's website: https://www.irco.com/en-in/invest
Whether company also displays official news releases	No
Presentation made to Institutional Investors or to Analyst	No
Whether Management Discussion and Analysis Report is a part of annual report or not	Yes

Report on Corporate Governance (Contd..)

M. GENERAL SHAREHOLDER INFORMATION

AGM	- Date	August 13, 2024
	- Time	12.00 Noon
	- Venue	Through Video Conferencing / Other Audio Video Means (OAVM) Deemed venue for the meeting: Registered Office of the Company at First Floor, Subramanya Arcade, No. 12/1, Bannerghatta Road, Bengaluru 560 029
Financial Calendar		April 2024 to March 2025
(a) First Quarter Results		Second week of August 2024
(b) Second Quarter Results		Second week of November 2024
(c) Third Quarter Results		Second week of February 2025
(d) Results for the year ending March 2025		Last week of May 2025
Date of Book Closure		The Company's Register of Members and Share Transfer Books will remain closed for the purpose of 102nd Annual General Meeting- from July 10, 2024 to July 12, 2024 (Both days inclusive).
Dividend payment date		On or after August 26, 2024 (if approved in the ensuing Annual General Meeting)
Listed on Stock Exchange		BSE Limited Phiroze Jeejeebhoy Towers, Dalal Street, Mumbai – 400 001 National Stock Exchange of India Limited Exchange Plaza, Plot No. C-1, Block G, Bandra – Kurla Complex Bandra (East), Mumbai – 400 051 Listing fees for the year 2024-25 has been paid to the stock exchanges
Names of the Stock Exchange where securities are listed		Stock Code
BSE Limited		500210
National Stock Exchange of India Limited		INGERRAND EQ
Demat ISIN No. for NSDL and CDS		INE177A01018

Report on Corporate Governance (Contd..)

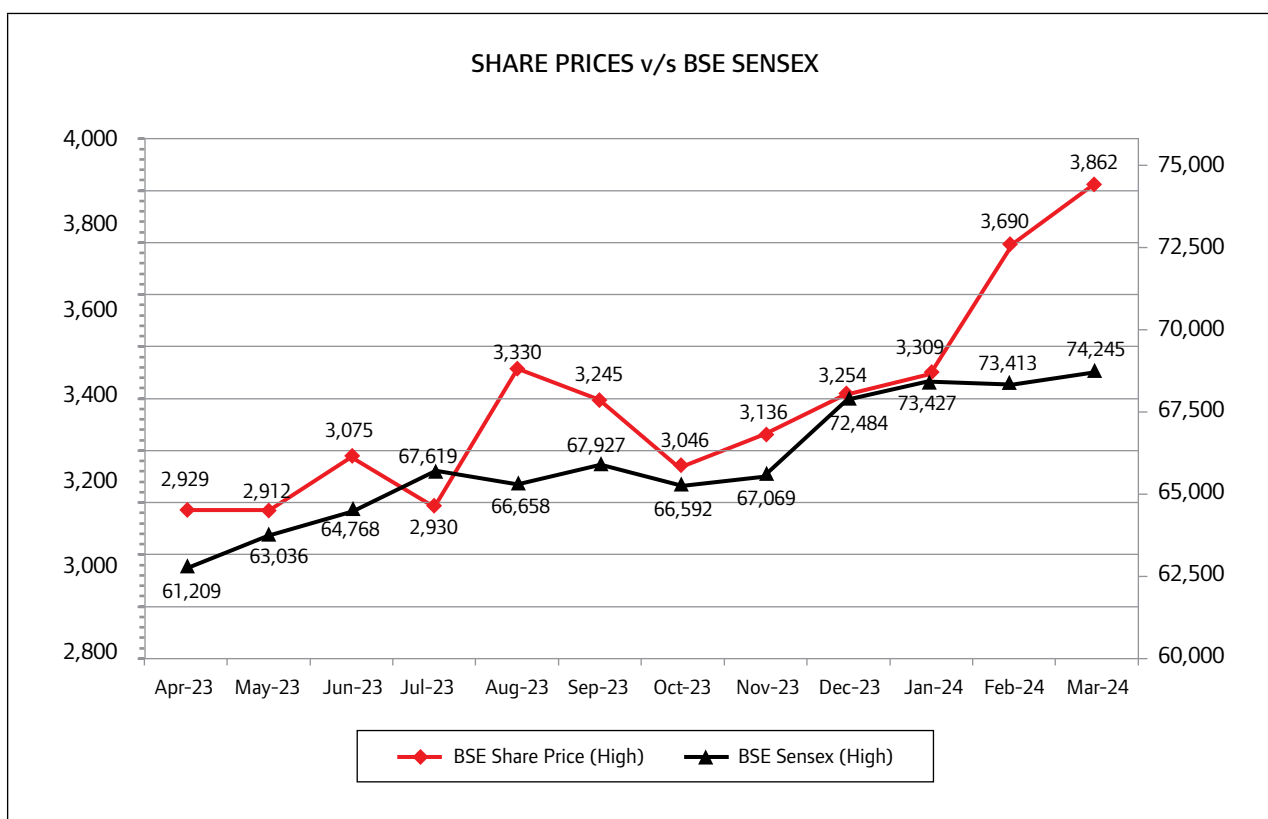
Monthly Highs and Lows for the period April 2023 to March 2024

(in Rupees)

Month	BSE Limited (BSE)		National Stock Exchange of India Limited (NSE)	
	High	Low	High	Low
Apr-23	2,929	2,551	2,932	2,550
May-23	2,912	2,439	2,910	2,440
Jun-23	3,075	2,693	3,076	2,690
Jul-23	2,930	2,715	2,929	2,718
Aug-23	3,330	2,776	3,334	2,774
Sep-23	3,245	2,900	3,241	2,862
Oct-23	3,046	2,768	3,049	2,765
Nov-23	3,136	2,765	3,130	2,760
Dec-23	3,254	2,882	3,262	2,881
Jan-24	3,309	2,997	3,307	2,996
Feb-24	3,690	3,154	3,685	3,152
Mar-24	3,862	3,422	3,854	3,425

Securities of the Company listed on any stock exchanges have never been suspended from trading during the financial year 2023-24 under review.

Stock Performance in comparison to BSE Sensex:



Report on Corporate Governance (Contd..)

The company has not raised any funds through preferential allotment or qualified institutional placement during the previous financial year. Hence, no further disclosure is made in this regard in accordance with 10(h) of other disclosures under Schedule V of the LODR Regulations. There are no instances of explanation for the variation specified in 32(1) of SEBI Listing Regulations.

Disclosure by listed entity and its subsidiaries of 'Loans and advances in the nature of loans to firms/companies in which directors are interested by name and amount: Nil.

The Company has not entered into any transaction or Agreements which requires disclosure under clause 5A of paragraph A of Part A of Schedule III of SEBI Listing Regulations.

Registrars & Share Transfer Agents

Name and Address	Link Intime India Private Limited C-101, 1st Floor, 247 Park, Lal Bahadur Shastri Marg, Vikhroli (West), Mumbai 400 083
Contact Person	Ms. Supriya Mirashi /Ms. Smita Rao
Telephone	+91 810 811 8484
Fax	+91 22 6656 8494
E-mail	csg-unit@linkintime.co.in

Documents will be accepted at the above address between 10.00 a.m. and 3.30 p.m. (Monday to Friday except bank holidays)

For the convenience of the shareholders, documents will also be accepted at the following branches of Link Intime India Private Limited during Monday to Friday 10.00 a.m. - 5.00 p.m. excluding Bank Holidays:

Place	Name and Address	Phone / Fax / Email
Mumbai	Registered Office Link Intime India Pvt. Ltd. C-101, Embassy 247, L.B.S. Marg, Vikhroli (West), Mumbai – 400083	Tel: +91-8108118484 Email : csg-unit@linkintime.co.in Website : www.linkintime.co.in
Mumbai	Link Intime India Pvt. Ltd. Building 17/19, Office No. 415 Rex Chambers, Ballard Estate, Walchand Hirachand Marg, Fort, Mumbai – 400001	-
Ahmedabad	Link Intime India Pvt. Ltd. 5th Floor, 506 to 508, Amarnath Business Centre-1 (ABC-1) Beside Gala Business Centre. Nr. St. Xavier's College Corner, Off. C.G. Road, Ellisbridge, Ahmedabad – 380006	Tel: +91-79-26465179
Kolkata	Link Intime India Pvt. Ltd. Vaishno Chamber, 5th Floor, Flat Nos. 502 & 503, 6, Brabourne Road, Kolkata – 700001	Tel: +91-33-40049728 / 33-40731698

Report on Corporate Governance (Contd..)

Place	Name and Address	Phone / Fax / Email
New Delhi	Link Intime India Pvt. Ltd. Noble Heights, 1st Floor, Plot No. NH-2, C-1 Block, LSC, Near Savitri Market, Janakpuri, New Delhi – 110058	Tel: +91-11-41410592 / 93 / 94
Bangalore	Link Intime India Pvt. Ltd. C/o. Mr. D. Nagendra Rao, "Vaghdevi" 543/A, 7th Main, 3rd Cross, Hanumanthnagar Bengaluru – 560019	Tel: +91-80-26509004
Jamshedpur	Link Intime India Pvt. Ltd. Qtr. No. L-4/5, Main Road, Bistupur (Beside Chappan - Bhog Sweet Shop) Jamshedpur – 831001	Tel: +91-657-2426937

Share Transfer System:

In terms of SEBI/ Stock Exchange Regulations equity shares of the Company can only be transferred in dematerialized form.

Transfer of equity shares in electronic form are done through the depositories with no involvement of the Company. The Registration and Transfer Agent of the Company periodically receives updated beneficiary holdings from the Depositories, so as to enable them to update their rewards and send corporate communications, dividend warrants and other documents to beneficiaries.

Requests for dematerialization of shares are processed and confirmation is given to the respective depositories i. e. National Securities Depository Limited (NSDL) and Central Depository Services (India) Limited (CDSL) within 15 days from the date of receipt of share certificates / letter of confirmation after due verification.

Requests for dematerialization of physical shares are processed and completed within statutory timelines, provided they are in order in every respect. Bad deliveries are returned immediately to Depository participant under advice to the members.

Distribution of shareholding as on March 31, 2024

No. of equity shares held	No. of folios	%	No. of shares	%
Up to 5000	35,531	99.69%	40,48,356	12.82%
5001 – 10000	54	0.15%	3,92,251	1.24%
10001 – 20,000	23	0.06%	3,37,478	1.07%
20,001 – 30,000	10	0.03%	2,43,804	0.77%
30,001 – 40,000	6	0.02%	2,19,819	0.70%
40,001 – 50,000	3	0.01%	1,40,000	0.45%
50,001 – 100,000	9	0.03%	6,48,178	2.05%
100,001 and above	7	0.02%	2,55,38,114	80.90%
Total	35,643	100.00%	3,15,68,000	100.00%
No. of shareholders in physical mode	708	1.99%	1,45,938	0.46%
No. of shareholders in electronic mode	34,935	98.01%	3,14,22,062	99.54%

Report on Corporate Governance (Contd..)

Shareholding pattern as on March 31, 2024 is as follows:

Category	No. of shares	%
Promoter and Promoter Group	2,36,76,000	75.00%
Foreign Portfolio Investor	5,04,808	1.60%
Non-Resident Indians	1,47,197	0.47%
Insurance Companies	50	0.00%
Financial Institutions / Banks	1,950	0.01%
Mutual Funds	16,61,701	5.26%
Domestic Companies	12,59,968	3.99%
Trusts	3,317	0.01%
Alternative Investment Funds	29,620	0.09%
Directors and their relatives	100	0.00%
IEPF	52,619	0.17%
General Public	42,30,670	13.40%
TOTAL	3,15,68,000	100.00%

Top Ten equity shareholders of the Company as on March 31, 2024:

Sl. No.	Name of Shareholder	No. of equity shares held	% holding
1	Ingersoll-Rand Industrial U S Inc.	2,33,60,000	74.00%
2	SBI Mutual Fund	10,07,041	3.19%
3	Plutus Wealth Management LLP	9,00,000	2.85%
4	ICICI Prudential Mutual Fund	4,09,603	1.29%
5	Ingersoll Rand Inc.	3,16,000	1.0%
6	Inevsco India Smallcap Fund	92,747	0.29%
7	ITI Mutual Fund	65,427	0.20%
8	Tata Mutual Fund	53,000	0.16%
9	Yuyu Family Private Trust	50,000	0.15%
10	Nalinkant Chaturbhuj Asher	46,190	0.14%

Report on Corporate Governance (Contd..)

Dematerialization of shares and liquidity

The equity shares of the Company are in compulsory demat list and are available for trading under National Securities Depository Limited (NSDL) and Central Depository Services (India) Limited (CDSL). As of March 31, 2024, 99.54 % of the paid-up capital has been dematerialized. Under the depository system, the International Securities Identification Number (ISIN) allotted to the Company's shares is INE177A01018

Outstanding GDRs/ADRs/Warrants or any convertible instruments, conversion dates and likely impact on equity

Not issued and no outstanding

Plant Location

21-30, G.I.D.C. Estate,
Naroda, Ahmedabad 382 330

Address for correspondence

Shareholders correspondence should be addressed to the Registrars and Share Transfer Agents at the address provided in an earlier section of this report or to the Compliance Officer at the following address:

The Company Secretary
Ingersoll – Rand (India) Limited
First Floor, Subramanya Arcade,
No. 12/1, Bannerghatta Road,
Bengaluru – 560 029
E-mail: p_r_shubhakar@irco.com
Telephone: +91 80 4685 5100
Fax: +91 80 4169 4399

Shareholders holding shares in electronic mode should address all their correspondence to their respective Depository Participant

Commodity price risk or foreign exchange risk and hedging activities – NIL

There were no credit ratings obtained by the entity along with any revisions thereto during the financial year 2023-24 either for any debt instruments, fixed deposit program or any scheme or proposal of the listed entity involving mobilization of funds, whether in India or abroad.

N. OTHER DISCLOSURES

Details of total fees paid by the Company on a consolidated basis, to the statutory auditor and all entities in the network firm/network entity of which the statutory auditor is a part is as follows:

Name of the Statutory Auditor/Network entity	Fees paid during FY 2023-24			
	Statutory Audit Fees	Other Services	Reimbursement of expenses	Total
	(in Rupees Lakhs)			
Deloitte Haskins & Sells, Statutory Auditors	33.75	51.48	-	85.23

Report on Corporate Governance (Contd..)

Disclosure in relation with sexual harassment at workplace:

The Company has mandated all employees to undergo online training on Prevention of Sexual Harassment (POSH) and also conducted the workshops during the year. The report has been filed with the appropriate authority.

During the year under review, no complaint relating to sexual harassment has been received. There were no complaints disposed of during the financial year and no complaints were pending as on the end of financial year.

The Company has complied with the mandatory requirements of SEBI Listing Regulations. The Company has complied with the Discretionary Requirements as specified by Regulation 27(1) read with Part E of Schedule II of SEBI Listing Regulations which are as under:

- Mr. Sekhar Natarajan, Chairman of the Board is a Non-Executive Independent Director.
- There has been no instances where the board has not accepted the recommendations of any committee as mentioned in (10)(i) of other disclosures under Schedule V of the LODR Regulations and hence no further disclosures is required under this section.
- There are no Shares lying in Demat Suspense Account/Unclaimend Suspense Account. Hence, disclosure with this regard has not been provided.
- There are no non-compliances of any requirement of corporate governance report of sub-paras (2) to (10) of para C of Schedule V.

The company has complied with the Regulations 17 to 27 and Regulation 46(2)(b) to 46(2)(i) of the SEBI LODR Regulations.

For and on behalf of the Board of Directors of
Ingersoll – Rand (India) Limited

Place: Bengaluru
Date: May 28, 2024

Sekhar Natarajan
Chairman
(DIN: 01031445)

Declaration - Compliance with Code of Conduct

In accordance with Para D of Schedule V of the Securities and Exchange Board of India (Listing Obligations and Disclosure Requirements) Regulations, 2015, I, Sekhar Natarajan, Chairman of the Board of Directors, hereby declare that the Board Members and the Senior Management Personnel have affirmed compliance with the Code of Conduct of the Company for the year ended March 31, 2024.

For and on behalf of the Board of Directors of
Ingersoll – Rand (India) Limited

Place: Bengaluru
Date: May 28, 2024

Sekhar Natarajan
Chairman
(DIN: 01031445)

Report on Corporate Governance (Contd..)

CERTIFICATE FROM A COMPANY SECRETARY IN PRACTICE

[Pursuant to Regulation 34(3) and Schedule V Para C clause (10) (i) of the SEBI (Listing Obligations and Disclosure Requirements) Regulations, 2015]

To,
The Members,
Ingersoll-Rand (India) Limited,
First Floor, Subramanya Arcade, No. 12/1,
Bannerghatta Road, Bangalore – 560029,
Karnataka, India.

I have examined the relevant registers, records, forms, returns, and disclosures received from the Directors of **Ingersoll-Rand (India) Limited**, having CIN L05190KA1921PLC036321 and having a registered office at First Floor, Subramanya Arcade, No. 12/1, Bannerghatta Road, Bangalore – 560029, Karnataka, India (hereinafter referred to as “the Company”), for the purpose of issuing this Certificate, in accordance with sub-regulation (3) of Regulation 34 read with sub-clause (i) of Clause 10 of Para-C of Schedule V of the Securities Exchange Board of India (Listing Obligations and Disclosure Requirements) Regulations, 2015.

In my opinion and to the best of my information and according to the verifications (including Directors Identification Number (DIN) status at the portal www.mca.gov.in), as considered necessary and explanations furnished to me by the Company and its officers, I hereby certify that none of the Directors on the Board of the Company, as stated below, for the financial year ending on 31st March 2024, have been debarred or disqualified from being appointed or continuing as Directors of companies, by the Securities and Exchange Board of India, Ministry of Corporate Affairs, or any other Statutory Authority.

Sl. No.	Name of the Director	Director Identification Number	Date of Appointment
01	Ms. Jayantika Dave	01585850	12.09.2014
02	Mr. Sekhar Natarajan	01031445	27.07.2016
03	Ms. Vijaya Sampath	00641110	27.03.2019
04	Mr. Shubhakar Rajaram Payyadi	06688703	07.03.2023
05	Mr. Sunil Khanduja	10041581	08.11.2023
06	Mr. Rajesh Ganjoo	10373687	08.11.2023

Ensuring the eligibility of the appointment/continuity of every Director on the Board is the responsibility of the management of the Company. My responsibility is to express an opinion on these based on my verification. This certificate is neither an assurance as to the future viability of the Company nor the efficiency or effectiveness with which the management has conducted the affairs of the Company.

Place : Bangalore
Date : 27.05.2024
UDIN : F006835F000456680

Natesh K
Practicing Company Secretary
FCS No. 6835; CP No. 7277

Report on Corporate Governance (Contd..)

CORPORATE GOVERNANCE COMPLIANCE CERTIFICATE

Corporate Identity Number: L05190KA1921PLC036321

Nominal Capital: Rs. 32,00,00,000/-

To

The Members of Ingersoll-Rand (India) Limited,

I have examined all the relevant records of Ingersoll-Rand (India) Limited (“the Company”) for the purpose of certifying compliance with the conditions of Corporate Governance under SEBI (Listing Obligations and Disclosure Requirements) Regulations, 2015 for the period April 01, 2023, to March 31, 2024. I have obtained all the information and explanations which to the best of my knowledge and belief were necessary for the purpose of this certification.

Compliance with conditions of corporate governance is the responsibility of the Management. My examination was limited to the procedure and implementation process adopted by the Company for ensuring compliance with the conditions of the corporate governance.

This certificate is neither an assurance as to the future viability of the Company nor of the efficacy or effectiveness with which the management has conducted the affairs of the Company.

In my opinion and to the best of my information and according to the explanations and information furnished to me, I certify that the Company has complied with all the mandatory conditions of Corporate Governance as stipulated in the said Listing Regulations. As regards to Discretionary Requirements specified in Part E of Schedule II of the SEBI (Listing Obligations and Disclosure Requirements) Regulations, 2015, the company has complied with items C and E.

Place : Bangalore

Date : 27.05.2024

UDIN : F006835F000456724

Natesh K

Practicing Company Secretary

FCS No. 6835; CP No. 7277

Annexure - G

BUSINESS RESPONSIBILITY AND SUSTAINABILITY REPORT

INTRODUCTION:

Our purpose “Lean on us – To help you make life better” has kept us going strong on not just delivering the best in class products but also working towards contributing back to our environment, people and the planet. It has always been our long-standing mission to grow responsibly and to transition to a sustainable tomorrow.

In this endeavor, to inspire trust and transparency, the Business Responsibility and Sustainability Report (BRSR) is being provided to ensure our stakeholders have access to relevant non-financial and comparable information, that will enable them to identify and assess sustainability-related risks and opportunities.

SECTION A: GENERAL DISCLOSURES

I. Details of the listed entity

1	Corporate Identity Number (CIN) of the Listed Entity	L05190KA1921PLC036321
2	Name of the Listed Entity	Ingersoll-Rand (India) Limited
3	Year of incorporation	1921
4	Registered office address	1st Floor, Subramanya Arcade, No. 12/1, Bannerghatta Road, Bangalore - 560029 Karnataka
5	Corporate address	1st Floor, Subramanya Arcade, No. 12/1, Bannerghatta Road, Bangalore - 560029 Karnataka
6	E-mail	p_r_shubhakar@irco.com
7	Telephone	+91 80 46855100
8	Website	https://www.irco.com/en-in/invest
9	Financial year for which reporting is being done	April 1, 2023 to March 31, 2024
10	Name of the Stock Exchange(s) where shares are listed	BSE Limited (BSE) and National Stock Exchange of India Limited (NSE)
11	Paid-up Capital	INR 3,156.80 Lakhs
12	Name and contact details (telephone, email address) of the person who may be contacted in case of any queries on the BRSR report	
	Name	P R Shubhakar
	Contact	+91 80 46855100
	E-mail	p_r_shubhakar@irco.com
13	Reporting boundary - Are the disclosures under this report made on a standalone basis (i.e. only for the entity) or on a consolidated basis (i.e. for the entity and all the entities which form a part of its consolidated financial statements, taken together).	Standalone and pertaining to Ingersoll-Rand (India) Limited
14	Name of assurance provider	Not opted for assurance as it is not mandatory for Ingersoll-Rand (India) Limited for FY 2023 -2024
15	Type of assurance obtained	As above. Not Applicable for FY 2023 -2024

II. Products/services

16. Details of business activities (accounting for 90% of the turnover):

Sl. No.	Description of Main Activity	Description of Business Activity	% of Turnover of the entity
1	Air Solutions - Manufacturing of Air Compressors, Manufacturing of spare parts and components, Installation and commissioning and Manufacturing of air accessories.	Other manufacturing activities	100.00%

17. Products/Services sold by the entity (accounting for 90% of the entity's Turnover)

Sl. No.	Product/Service	NIC Code	% of total Turnover contributed
1	Manufacture of other pumps, compressors, taps and valves etc. (Products sold)	28132	91.36%
2	Installation of industrial machinery and equipment (Services sold)	33200	5.83%

III. Operations

18. Number of locations where plants and/or operations/offices of the entity are situated:

Location	Number of plants	Number of offices	Total
National	1	7	8
International	Nil	Nil	Nil

19. Markets served by the entity:

Sl. No.		Number
a	National	PAN India (28 states and 8 Union Territories)
	International	8
		% contribution
b	What is the contribution of exports as a percentage of the total turnover of the entity?	16.67%
c	A brief on types of customers	Compressed air is an integral part of modern manufacturing industries. Air compressors are used for increase in productivity, precision and speed in a broad range in industries. The Company's products are primarily sold to industries in the automotive, metals, pharmaceutical and textile sectors

IV. Employees

20. Details as at the end of financial year

a. Employees and workers¹ (including differently abled)

Sl. No.	Particulars	FY 2023-24				
		Total (A)	Male No. (B)	Percentage % (B / A)	Female No. (C)	Percentage % (C / A)
EMPLOYEES						
1	Permanent	380	344	90.53	36	9.47
2	Other than Permanent (Contractual / Third Party / Temporary / Intern / Project consultants working on site)	97	86	88.66	11	11.34
3	Total employees (1+2)	477	430	90.15	47	9.85

Sl. No.	Particulars	FY 2023-24				
		Total (A)	Male No. (B)	Percentage % (B / A)	Female No. (C)	Percentage % (C / A)
WORKERS						
4	Permanent	159	159	100.00	0	0.00
5	Other than Permanent (Contractual / Third Party / Temporary / Intern / Project consultants working on site)	387	384	99.22	3	0.78
6	Total workers (4 + 5)	546	543	99.45	3	0.55

¹The term “permanent employee or “permanent worker” refers to an employee or worker, employed for full-time or part-time work, for an indeterminate period. The term “other than permanent employee” or “other than permanent worker” refers to employees or workers who are employed for a fixed term that ends when a specific time period expires, or on completion of a specific task or an event such as the end of a project or return of a replaced employee. “Other than permanent” employees or workers could be employed directly by the entity or through third party contractors.

b. Differently abled employees and workers

Sl. No.	Particulars	FY 2023-24				
		Total (A)	Male No. (B)	Percentage % (B / A)	Female No. (C)	Percentage % (C / A)
DIFFERENTLY ABLED EMPLOYEES						
1	Permanent	0	0	0	0	0
2	Other than Permanent / Contractual / Third Party	0	0	0	0	0
3	Total differently abled employees (1+2)	0	0	0	0	0
DIFFERENTLY ABLED WORKERS						
4	Permanent	0	0	0	0	0
5	Other than Permanent / Contractual / Third Party	0	0	0	0	0
6	Total differently abled workers (4+5)	0	0	0	0	0

21. Participation/Inclusion/Representation of women

Representative Stakeholder	Total (A)	No. and percentage of Females (B)	% (B / A)
Board of Directors	6	2	33.33
Key Management Personnel	3	0	0

Note: Key Management Personnels are part of Board of Directors

22. Turnover rate for permanent employees and workers

Name	FY2023-24 (Turnover rate in current FY)			FY2022-23 (Turnover rate in previous FY)			FY2021-22 (Turnover rate in the year prior to the previous FY)		
	Male	Female	Total	Male	Female	Total	Male	Female	Total
Turnover rate for Permanent Employees (%)	9.41	21.62	10.61	8.99	21.62	10.29	10.33	20.77	11.94
Turnover rate for Permanent Workers (%)	0.63	0.00	0.63	0.62	0.00	0.62	1.23	0.00	1.23

V. Holding, Subsidiary and Associate Companies (including joint ventures)

23. Names of holding / subsidiary / associate companies / joint ventures

Sl. No.	Name of the holding / subsidiary / associate companies / joint ventures (A)	Indicate whether holding/ Subsidiary/ Associate/ Joint Venture	% of shares held by listed entity*	Does the entity indicated at column A, participate in the Business Responsibility initiatives of the listed entity? (Yes/No)
1	Ingersoll Rand US Inc	Ultimate Holding	1.00%	Yes
2	Ingersoll Rand Industrial US Inc	Holding	74.00%	Yes

*The percentage given is the share percentage of holding entities in Ingersoll Rand (India) Limited

VI. CSR details

24. CSR Applicability and Net Turnover details

(i)	Whether CSR is applicable as per section 135 of Companies Act, 2013: (Yes/No)	Yes
(ii)	Turnover (in INR Lakhs)	1,21,369.41
(iii)	Net worth (in INR Lakhs)	58,027.20

VII. Transparency and Disclosures Compliances

25. Complaints/Grievances on any of the principles (Principles 1 to 9) under the National Guidelines on Responsible Business Conduct

Stakeholder group from whom complaint is received	Grievance Redressal Mechanism in Place (Yes/No)	If Yes, then provide the documented management approved SOP for grievance mechanism and the web-link for grievance redressal policy	FY 2023-24 Current FY			FY 2022-23 Previous FY		
			Number of complaints filed during the year	Number of complaints pending resolution at close of the year	Remarks (e.g., categorization of grievances if available)	Number of complaints filed during the year	Number of complaints pending resolution at close of the year	Remarks
Communities	Yes	Not Available	0	0	0	0	0	Not Applicable
Investors* (other than shareholders)	Not Applicable							
Shareholders	Yes	https://swyam.linkintime.co.in	414	14	Complaints, queries, and requests	299	25	Complaints, queries, and requests
Employees and workers	Yes	https://www.irco.com/en-in/invest	0	0	Nil	0	0	Not Applicable
Customers	Yes	https://www.irco.com/en-in/invest	407	1	Complaints, queries, and requests	824	0	Complaints, queries, and requests
Value Chain Partners (upstream & downstream)	Yes	https://www.irco.com/en-in/invest	2,413	3	Complaints, queries, and requests	1,866	3	Complaints, queries, and requests

*The Company has only one category of Investor – shareholder. Hence, this is not applicable.

26. Overview of the entity's material responsible business conduct issues

Please indicate material responsible business conduct and sustainability issues pertaining to environmental and social matters that present a risk or an opportunity to your business, rationale for identifying the same, approach to adapt or mitigate the risk along-with its financial implications, as per the following format

Sl. No.	Material issue identified	Indicate whether risk or opportunity (R/O)	Rationale for identifying the risk / opportunity	In case of risk, approach to adapt or mitigate	Financial implications of the risk or opportunity (Indicate positive or negative implications)
1	Climate change action and response Energy use	Opportunity and Risk	<p>Opportunity:</p> <ul style="list-style-type: none"> • Savings from use of renewable energy • Using energy efficient products for manufacturing • Lower operational costs, increased resiliency. <p>Risk:</p> <ul style="list-style-type: none"> • Climate change related risks are steadily becoming more relevant in our business. This may be in the form of strategic risks, physical risks and transitional (market and compliance) risks, which if not managed properly, can affect our operation and profitability. 	Our parent organization has set its 2030 and 2050 goals to mitigate climate change. The goals are focused on reducing greenhouse gas emissions and energy use, creating safer water for our communities and reduced waste to landfill. Our manufacturing facility at Naroda has established site-specific key performance targets in line with our parent organization's goals and targets.	<p>Positive: Leverage on the shifting client preferences and scope to improve IR India's competitiveness by highlighting our sustainability initiatives.</p> <p>Negative: Increased operating costs in meeting the goals and targets</p>
2	Product Stewardship New Product Development and Innovation Energy efficient product	Opportunity and Risk	<p>Opportunity:</p> <ul style="list-style-type: none"> • Implementation of environmental aspects in manufacturing of products • Development and adoption of Product Stewardship Policy. • The ability to increase market share and the ability to reduce Scope 3 emissions. <p>Risk:</p> <ul style="list-style-type: none"> • Inability to develop new products and technologies can impair the Company's competitive position, which could affect the sales and market share 	Company has continued to invest in technology innovation to sustain its leadership position and be the pioneer of best-in-class solutions for its customers. Product lifecycle is monitored continuously. R&D for new product development focuses on energy efficiency, use of environmentally friendly and recyclable material, and use of current technologies. This year, Company has added new products that are energy efficient (5-15% improvement in energy efficiency) and is in the process of developing hydrogen compressor which will contribute to sustainable practices.	<p>Negative:</p> <p>Higher investments to meet stringent regulatory requirements on energy efficient product design</p>

Sl. No.	Material issue identified	Indicate whether risk or opportunity (R/O)	Rationale for identifying the risk / opportunity	In case of risk, approach to adapt or mitigate	Financial implications of the risk or opportunity (Indicate positive or negative implications)
3	Labor and employee matters: Employee Wellbeing and Talent management; Human Rights and diversity, equity, and inclusion	Opportunity and Risk	<p>Opportunity:</p> <ul style="list-style-type: none"> Employee Wellbeing is very important for the productivity and operations of the company. Upskilling of employees will result in increased productivity. Identifying skills and diverse perspective of employees Implementing the skills of the employees in the right way to get the desired output. <p>Risk:</p> <ul style="list-style-type: none"> Identification of human rights risk in the operational process which can otherwise create reputational risk or legal risk 	<p>Training on relevant skills and Health and Safety of employees.</p> <p>Awareness programs about employee wellbeing are regularly conducted.</p> <p>Awareness trainings on Prevention of Sexual harassment Policy are conducted.</p> <p>Company provides access to all employees and workers for non-occupational medical and healthcare services through annual health check-ups at the paneled hospitals.</p>	<p>Positive:</p> <p>Promoting employee wellbeing results in improved productivity, reduced absenteeism, and improved talent retention.</p>

SECTION B: MANAGEMENT AND PROCESS DISCLOSURES

Description		This section is aimed at helping businesses demonstrate the structures, policies and processes put in place towards adopting the NGRBC Principles and Core Elements.								
S No.	Disclosure Questions	P1	P2	P3	P4	P5	P6	P7	P8	P9
Policy and management processes										
1	a. Whether your entity's policy/policies cover each principle and its core elements of the NGRBCs. (Yes/No)	Y	Y	Y	Y	Y	Y	Y	Y	Y
	b. Has the policy been approved by the Board? (Yes/No)	Y	Y	Y	Y	Y	Y	Y	Y	Y
	c. Web Link of the Policies, if available	https://www.irco.com/content/published/api/v1.1/assets/CONT8F7F4CDA8B004D9E86E3DFFC73BC42FF/native?cb= cache_170d&download=true&channelToken=b956c41d34a147378a20fe45435a4ba0								
2	Whether the entity has translated the policy into procedures. (Yes / No)	Y	Y	Y	Y	Y	Y	N	N	N
3	Do the enlisted policies extend to your value chain partners? (Yes/No)	Y	Y	Y	Y	Y	Y	N	N	N
4	Name of the national and international codes/certifications/ labels/ standards (e.g. Forest Stewardship Council, Fairtrade, Rainforest Alliance, Trustea) standards (e.g. SA 8000, OHSAS, ISO, BIS) adopted by your entity and mapped to each principle.		ISO 14001:2015	ISO 45001:2018	ISO 9001:2015		ISO 14001:2015			
5	Specific commitments, goals and targets set by the entity with defined timelines, if any.			Our goal for the FY 2023-24: <ul style="list-style-type: none"> To achieve Zero Lost Time incident rate (LTIR). Reporting of 900 EHS concerns. 417 behavior-based safety observation. 100% reporting of near miss cases. 			Our goal for the FY 2023-24: <ul style="list-style-type: none"> Increase generation of renewable energy by 5% compared to last year (i.e. 1168774 Kwh) Reduce monthly electricity power consumption by 10% compared to last year (i.e. 19.6 Kwh/ Lakh₹) Reduce monthly hazardous waste generation by 5% compared to last year (i.e. 0.264 Kgs/Lakh₹) Reduce monthly non-hazardous waste generation by 5% compared to last year (i.e. 6.68 Kgs/Lakh₹) Reduce raw water consumption by 10% compared to last year (i.e. 232 KL/Lakh₹) Reduce natural gas consumption by 10% compared to last year (i.e. 0.628 SCM/ Lakh₹) 			

Description		This section is aimed at helping businesses demonstrate the structures, policies and processes put in place towards adopting the NGRBC Principles and Core Elements.								
S No.	Disclosure Questions	P1	P2	P3	P4	P5	P6	P7	P8	P9
	Policy and management processes									
6	Performance of the entity against the specific commitments, goals and targets along with reasons in case the same are not met.			Performance against FY 2023-24 goals: <ul style="list-style-type: none"> We have achieved Zero Lost Time incident rate (LTIR): Met the Target We have reported 1091 EHS Concern: Met the Target We have reported 507 behaviour-based safety observation: Met the Target We have reported 100% of near miss cases: Met the Target 			Performance against FY 2023-24 goals: <ul style="list-style-type: none"> Generation of renewable energy 1039717 Kwh: Not met the target. Monthly electricity power consumption 29 Kwh/Lakh₹: Not met the target. Hazardous waste generation 0.48 Kgs/Lakh₹: Not met the target. Non-hazardous waste generation 6.95 Kgs/Lakh₹: Not met the target. Raw water consumption 236 KL/Lakh₹: Not met the target. Natural gas consumption 0.496 SCM/Lakh₹: Met the target <ul style="list-style-type: none"> - Reduced consumption by 26.8%. 			

7. Statement by director responsible for the business responsibility report, highlighting ESG related challenges, targets and achievements (listed entity has flexibility regarding the placement of this disclosure)

- We are pleased to present our Business BRSR for the FY 2023-24. This report reflects our continuous commitment to sustainability, innovation, and long-term value generation through comprehensive focus on ESG. We are committed for responsible growth by delivering products that meet the evolving needs of our consumers while minimizing their environmental impact.
- We have strategically invested funds in technologies that enhance the environmental and social impacts of our operations. In line with our continued commitment, we are consuming energy from renewable sources, thereby, reducing our carbon footprint and minimizing our environmental impact.
- As per our continuous commitment, we have successfully increased the generation of renewable energy to 1,039,717 kWh. We are steadfast in our dedication to achieving our goals. Also, ensuring the sustainable use of natural resources such as water and raw materials while maintaining operational efficiency presents an ongoing challenge. We have a global long-term objective is to achieve net-zero greenhouse gas (GHG) emissions by 2050 and our Indian business supporting this.
- Our social and governance philosophy is reinforced through our Code of Conduct, Equal Opportunity, our Employee Wellbeing Policy, and various other policies.

8. Details of the highest authority responsible for implementation and oversight of the Business Responsibility policy / (ies).

Mr. Sunil Khanduja, Director – Operations is responsible and monitors the implementation as well as oversight of the Business Responsibility Policies

9. Does the entity have a specified Committee of the Board/ Director responsible for decision making on sustainability related issues? (Yes / No). If yes, provide details.

No, the entity does not have a specified committee in place that is responsible for making decisions on ESG and sustainability-related issues.

10. Details of Review of NGRBCs by the Company

Subject for Review	Indicate whether review was undertaken by Director / Committee of the Board/Any other Committee									Frequency (Annually/ Half yearly/ Quarterly/ Any other – please specify)								
	P 1	P 2	P 3	P 4	P 5	P 6	P 7	P 8	P 9	P 1	P 2	P 3	P 4	P 5	P 6	P 7	P 8	P 9
Performance against above policies and follow up action	Director - Operations									Yearly								
Compliance with statutory requirements of relevance to the principles, and rectification of any non-compliances	Director - Operations									Yearly								

11 Has the entity carried out independent assessment/ evaluation of the working of its policies by an external agency? (Yes/No). If yes, provide name of the agency.

P 1	P 2	P 3	P 4	P 5	P 6	P 7	P 8	P 9
No	No	No	No	No	No	No	No	No

12. If answer to question (1) under Policy and Management Processes is “No” i.e., not all Principles are covered by a policy, reasons to be stated:

Questions	P 1	P 2	P 3	P 4	P 5	P 6	P 7	P 8	P 9
The entity does not consider the principles material to its business (Yes/No)	Not Applicable								
The entity is not at a stage where it is in a position to formulate and implement the policies on specified principles (Yes/No)									
The entity does not have the financial or / human and technical resources available for the task (Yes/No)									
It is planned to be done in the next financial year (Yes/No)									
Any other reason (please specify)									

SECTION C: PRINCIPLE WISE PERFORMANCE DISCLOSURE

PRINCIPLE 1: BUSINESSES SHOULD CONDUCT AND GOVERN THEMSELVES WITH INTEGRITY AND IN A MANNER THAT IS ETHICAL, TRANSPARENT AND ACCOUNTABLE

Essential indicators

1. Percentage coverage by training and awareness programmes on any of the principles during the financial year:

Segment	Total number of training and awareness programs held	Topics / principles covered under the training and its impact									Total Persons	People attended	% of persons in respective category covered by the awareness program
		P1	P2	P3	P4	P5	P6	P7	P8	P9			
Board of Directors#	0	0	0	0	0	0	0	0	0	0	3	0	0%
Key Managerial Personnel	13	8	0	4	0	0	0	0	0	1	3	3	100%
Employees other than BoD and KMPs*	13	8	0	4	0	0	0	0	0	1	380	380	100%
Workers*	19	4	1	2	4	7	1	NA	NA	NA	159	159	100%

Excludes Key Managerial Personnel

* The given data pertaining to permanent employee and workers

2. Details of fines / penalties /punishment/ award/ compounding fees/ settlement amount paid in proceedings (by the entity or by directors / KMPs) with regulators/ law enforcement agencies/ judicial institutions, in the financial year, in the following format (Note: the entity shall make disclosures on the basis of materiality as specified in Regulation 30 of SEBI (Listing Obligations and Disclosure Obligations) Regulations, 2015 and as disclosed on the entity's website):

Ingersoll-Rand (India) Limited does not have any cases to report during FY 2023 -2024

MONETARY						
	NGRBC principle	Name of the regulatory/ enforcement agencies/ judicial institutions	Amount (In INR)	Brief of the Case	Has an appeal been preferred? (Yes/No)	If yes, Provide Case Details on: Name of the regulatory/ enforcement agencies/ judicial institutions
Penalty/ Fine	-	-	-	-	-	-
Settlement	-	-	-	-	-	-
Compounding fee	-	-	-	-	-	-
NON-MONETARY						
	NGRBC principle	Name of the regulatory/ enforcement agencies/ judicial institutions	Amount (In INR)	Brief of the Case	Has an appeal been preferred? (Yes/No)	If yes, Provide Case Details on: Name of the regulatory/ enforcement agencies/ judicial institutions
Imprisonment	-	-	-	-	-	-
Punishment	-	-	-	-	-	-

3. Of the instances disclosed in Question 2 above, details of the Appeal/ Revision preferred in cases where monetary or non-monetary action has been appealed.

Case Details	Name of the regulatory/enforcement agencies/Judicial institutions
Not Applicable	Not Applicable

- 4 Does the entity have an anti-corruption or anti-bribery policy? If yes, provide details in brief and if available, provide a web-link to the policy.

Yes. Ingersoll Rand Inc, the ultimate holding company of the entity, has a global-level anti-corruption and anti-bribery policy in place. The policy covers Ingersoll Rand Inc., its subsidiaries, and affiliated companies. This policy is applicable to all the Company Personnel and covers all transactions conducted by the Company and Company Personnel anywhere in the world. This policy should be read in conjunction with another global level policy namely Gift, Meals, and Entertainment Policy. The policy may be accessed at: www.irco.com

- 5 Number of Directors/KMPs/employees/workers against whom disciplinary action was taken by any law enforcement agency for the charges of bribery/ corruption:

	FY 2023-24	FY 2022-23
Directors	0	0
KMPs	0	0
Employees	0	0
Workers	0	0

- 6 Details of complaints regarding conflict of interest:

	FY 2023-24		FY 2022-23	
	Number	Remarks	Number	Remarks
Number of complaints received in relation to issues of Conflict of Interest of the Directors	0	Not Applicable	0	Not Applicable
Number of complaints received in relation to issues of Conflict of Interest of the KMPs	0	Not Applicable	0	Not Applicable

- 7 Provide details of any corrective action taken or underway on issues related to fines / penalties / action taken by regulators/ law enforcement agencies/ judicial institutions, on cases of corruption and conflicts of interest.

Not Applicable. There have been no fines / penalties imposed by regulators/ law enforcement agencies/ judicial institutions on Ingersoll Rand (India) Limited, during the year under review, pertaining to cases of corruption and conflicts of interest. Thus, there is no corresponding corrective actions.

- 8 Number of days of accounts payables ((Accounts payable *365)/ Cost of goods/services procured) in the following format:

	FY 2023-24	FY 2022-23
Number of days of accounts payables	83	103

9 Provide details of concentration of purchases and sales with trading houses, dealers, and related parties along-with loans and advances & investments, with related parties, in the following format:

Parameter	Metrics	FY2023-24	FY2022-23
Concentration of Purchases	a. Purchases from trading houses as % of total purchases	Nil	Nil
	b. Number of trading houses where purchases are made from	Not Applicable	Not Applicable
	c. Purchases from top 10 trading houses as % of total purchases from trading houses	Not Applicable	Not Applicable
Concentration of Sales	a. Sales to dealers / distributors as % of total sales	25%	26%
	b. Number of dealers / distributors to whom sales are made	41	40
	c. Sales to top 10 dealers / distributors as % of total sales to dealers / distributors	61%	56%
Share of RPTs in	a. Purchases (Purchases with related parties / Total Purchases) in INR Lakhs	24.06%	24.62%
	b. Sales (Sales to related parties / Total Sales) in INR Lakhs	21.60%	27.59 %
	c. Loans & advances (Loans & advances given to related parties / Total loans & advances)	Nil	Nil
	d. Investments (Investments in related parties / Total Investments made)	Nil	Nil

Leadership indicators

1. Awareness programmes conducted for value chain partners on any of the Principles during the financial year:

No awareness programmes conducted for value chain partners on any of the principles during the FY2023-24.

Total number of awareness programmes held	Topics / principles covered under the training	%age of value chain partners covered (by value of business done with such partners) under the awareness programmes
-	-	-

2. Does the entity have processes in place to avoid/ manage conflict of interests involving members of the Board? (Yes/No) If Yes, provide details of the same.

Company has approved policies and a code of conduct for its Directors and Senior Management. Company has procedures in place to avoid and manage conflicts of interest, such as a Code of Conduct for Directors and Senior Management, Code of Conduct for prevention of Insider Trading, Policy on Related Party Transactions, Code on Fair Disclosure of Unpublished Price Sensitive Information and Whistle Blower Policy. The policies are available on our website under the "Policy" section and can be viewed at www.irco.com/en-in/invest

PRINCIPLE 2: BUSINESSES SHOULD PROVIDE GOODS AND SERVICES IN A MANNER THAT IS SUSTAINABLE AND SAFE

Essential indicators

1. Percentage of R&D and capital expenditure (capex) investments in specific technologies to improve the environmental and social impacts of product and processes to total R&D and capex investments made by the entity, respectively.

Name of Element	FY2023-24	FY2022-23	Details of improvements in environmental and social impacts
R&D (%)	97.4%	78.6%	<p>The R&D expenditure predominantly entails development of prototypes.</p> <p>For FY 2023-24:</p> <p>In addition to the focus on expanding the products range, our R&D initiatives also address upgradation of products to improve energy efficiency for sustainable growth.</p> <p>For FY 2022-23:</p> <p>Energy efficient products with 5-15% improvement in energy efficiency has been launched in the FY 2022-23.</p> <p>The products were namely:</p> <ul style="list-style-type: none"> • Next Gen Centrifugal Compressor NX5000/1MW/4000-7500cfm, Heat of Compression (HOC) Compressed Air Dryer • Next Gen Modular Harmonized Refrigerated Air Dryer (HARP3) cycling & noncycling type <p>A product, Hydrogen Compressor for Mobility Market, which contributes to Sustainable practices – is under development.</p>
Capex (%)	4.6%	57.2%	<p>CAPEX investments are investments associated with the development of new products for customers. These include assembly fixtures, special tools and setting up testing facility to check the quality of the end product are needed.</p> <p>For FY 2023-24:</p> <p>Capital expenditure focused on facility enhancement for the new products with energy efficiency measures across the operations.</p> <p>For FY 2022-23:</p> <ul style="list-style-type: none"> • Energy Efficient Products with 5-15% improvement in energy efficiency (Launched) • Test Facility VFD Power upgrade for NX Series & Large Centers 200-355, Assembly and test facility development of HOC dryer, Mako • Energy Efficient Product Portfolio expansion with 5-15% improvement in energy efficiency (under execution) • Facility enhancement for RS200-355, RS90-160, NX8000, Railway compressor (under execution)

2. a. Does the entity have procedures in place for sustainable sourcing? (Yes/No)

Yes. The on-site supplier assessment is conducted to on-board the vendors. The assessment checks for variety of parameters which also include the ESG parameters related to but not limited to environmental protection, human rights and labor relations, cyber security, product compliance, and status of compliance with ISO9001 and/or ISO 14001.

b. If yes, what percentage of inputs were sourced sustainably?

54% of inputs were sourced sustainably (by value of business done with all suppliers)

3. Describe the processes in place to safely reclaim your products for reusing, recycling, and disposing at the end of life, for (a) Plastics (including packaging) (b) E-waste (c) Hazardous waste and (d) other waste.

Company does not reclaim its products at the end of life. Hence, Company does not have an entity level procedure for safe reclaim of the Company's products for reusing, recycling and disposing at the end of life.

4. Whether Extended Producer Responsibility (EPR) is applicable to the entity's activities (Yes / No). If yes, whether the waste collection plan is in line with the Extended Producer Responsibility (EPR) plan submitted to Pollution Control Boards? If not, provide steps taken to address the same.

Yes, EPR for plastics waste is applicable to Company's activities. A waste collection plan is prepared internally which is in line with the requirement of EPR. This is then submitted to the Central Pollution Control Board (CPCB) for compliances. Company considers it a business imperative that it ensures safe disposal of the pre-consumer and post-consumer packaging. The company, through appointed WMA, has collected and sustainably disposed 70% of the plastic packaging waste i.e. 27.58 MT of post-consumer plastic waste & pre-consumer/plant plastic waste as per the instruction from CPCB.

Leadership indicators

1. Has the entity conducted Life Cycle Perspective / Assessments (LCA) for any of its products (for manufacturing industry) or for its services (for service industry)? If yes, provide details in the following format?

We have not undertaken LCA for any of our products. However, as per Corporate strategic guidelines we have started DFS (Design for Sustainability) on all new product developments starting from this year. Process of DFS has already been initiated in projects like C2000, Kira etc. which would be completed during the course of the year 2024-25.

NIC Code	Name of Product / Service	% of total Turnover contributed	Boundary for which the Life Cycle Perspective / Assessment was conducted	Whether conducted by independent external agency (Yes/No)	Results communicated in public domain (Yes/ No) If yes, provide the web-link.
-	-	-	-	-	-

2. If there are any significant social or environmental concerns and/or risks arising from production or disposal of your products / services, as identified in the Life Cycle Perspective / Assessments (LCA) or through any other means, briefly describe the same along-with action taken to mitigate the same.

Name of Product/ Service	Description of the risk/ concern	Action Taken
Not Applicable		

3. Percentage of recycled or reused input material to total material (by value) used in production (for manufacturing industry) or providing services (for service industry).

Presently we are not monitoring the recycle or reused input material in the process.

Indicate input material	Recycled or re-used input material to total material	
	FY2023-24	FY2022-23
-	-	-

4. Of the products and packaging reclaimed at end of life of products, amount (in metric tonnes) reused, recycled, and safely disposed, as per the following format:

NIC Code	FY2023-24			FY2022-23		
	Re-Used	Recycled	Safety Disposed	Re-Used	Recycled	Safety Disposed
Plastic (including packaging)	0	27.8	0	0	0	0
E-waste	0	0	0	0	0	0
Hazardous waste	0	0	0	0	0	0
Other waste	0	0	0	0	0	0

5. Reclaimed products and their packaging materials (as percentage of products sold) for each product category. Presently we are not reclaiming any of our products and its packaging material.

Indicate product category	Reclaimed products and their packaging materials as % of total products sold in respective category
-	-

PRINCIPLE 3: BUSINESSES SHOULD RESPECT AND PROMOTE THE WELL-BEING OF ALL EMPLOYEES, INCLUDING THOSE IN THEIR VALUE CHAINS

Essential indicators

1. a. Details of measures for the well-being of employees:

Category	% of employees covered by										
	Total (A)	Health insurance		Accident insurance		Maternity Benefits		Paternity Benefits		Day Care facilities	
		Number (B)	% (B/A)	Number (C)	% (C/A)	Number (D)	% (D/A)	Number (E)	% (E/A)	Number (F)	% (F/A)
Permanent Employees											
Male	344	344	100	344	100	0	0	344	100	0	0
Female	36	36	100	36	100	36	100	0	0	0	0
Total	380	380	100	380	100	36	9.47	344	90.53	0	0
Other than Permanent Employees											
Male	86	86	100	86	100	0	0	0	0	0	0
Female	11	11	100	11	100	11	100	0	0	0	0
Total	97	97	100	97	100	11	11.34	0	0	0	0

b. Details of measures for the well-being of workers:

Category	% of workers covered by										
	Total (A)	Health insurance		Accident insurance		Maternity Benefits		Paternity Benefits		Day Care facilities	
		Number (B)	% (B/A)	Number (C)	% (C/A)	Number (D)	% (D/A)	Number (E)	% (E/A)	Number (F)	% (F/A)
Permanent workers											
Male	159	159	100	159	100	0	0	0	0	0	0
Female	0	0	0	0	0	0	0	0	0	0	0
Total	159	159	100	159	100	0	0	0	0	0	0
Other than Permanent workers											
Male	384	384	100	384	100	0	0	0	0	0	0
Female	3	3	100	3	100	3	100	0	0	0	0
Total	387	387	100	387	100	3	0.78	0	0	0	0

- c. Spending on measures towards well-being of employees and workers (including permanent and other than permanent) in the following format:

	FY2023-24	FY2022-23
Cost incurred on well-being measures as a % of total revenue of the company	0.37%	0.36%

2. Details of retirement benefits, for Current FY and Previous Financial Year.

Benefits	FY2023-24			FY2022-23		
	No. of employees covered as a % of total employees	No. of workers covered as a % of total workers	Deducted and deposited with the authority (Y/N/N.A.)	No. of employees covered as a % of total employees	No. of workers covered as a % of total workers	Deducted and deposited with the authority (Y/N/N.A.)
PF	100	100	Yes	100	100	Yes
Gratuity	100	100	N. A.	100	100	N. A.
ESI*	Not Applicable					
Others – please specify	Not Applicable					

* None of our employees are eligible for ESI benefits as per the ESI regulation

3. Are the premises / offices of the entity accessible to differently abled employees and workers, as per the requirements of the Rights of Persons with Disabilities Act, 2016? If not, whether any steps are being taken by the entity in this regard.

Yes, company's manufacturing facility at Naroda has been designed keeping in mind inclusivity and accessibility, the main building at the facility is equipped with access ramps at entrance, wheelchair facility, and specially built washrooms with grab bars for support. The corporate office at Bangalore and office spaces at other locations have wheelchair facility.

4. Does the entity have an equal opportunity policy as per the Rights of Persons with Disabilities Act, 2016? If so, provide a web-link to the policy.

Yes, the Company does have an equal opportunity policy which is in line with the Rights of Persons with Disabilities Act, 2016. Following is the weblink to access it online:

https://www.irco.com/content/published/api/v1.1/assets/CONT8F7F4CDA8B004D9E86E3DFFC73BC42FF/native?cb= cache_170d&download=true&channelToken=b956c41d34a147378a20fe45435a4ba0

5. Return to work and Retention rates of permanent employees and workers that took parental leave.

Gender	Permanent Employees		Permanent Workers	
	Return to work rate	Retention Rate	Return to work rate	Retention rate
Male	88.89%	91.3%	0	0
Female	66.67%	100%	0	0
Total	83.33%	91.7%	0	0

6. Is there a mechanism available to receive and redress grievances for the following categories of employees and worker? If yes, give details of the mechanism in brief.

	Yes/No (If Yes, then give details of the mechanism in brief)	Details of mechanism
Permanent Workers	Yes	Yes, Company has put in place a robust grievance redressal mechanism for employees and workers which has been detailed in the Policy on redressal of Stakeholders' Grievances. Employees and workers of IRIL can share their concerns initially to their points of contacts at the company, and if dissatisfied with the grievance redressed at this stage, the employees are encouraged to write in detail about their grievance to the grievance redressal officer Within 30 days of the receipt of the Grievance, the Officer shall ensure due resolution of the said Grievance. In the event the resolution is taking more than the assigned time of 30 days' the Officer shall bring up the Grievance to the Committee for grant of more time for resolution or in the event the Grievance cannot be resolved to the satisfaction of the Stakeholders, same should be brought to the notice of the Committee for further directions.
Other than Permanent Workers	Yes	
Permanent Employees	Yes	
Other than Permanent Employees	Yes	

7. Membership of employees and worker in association(s) or Unions recognized by the listed entity:

Category	FY2023-24			FY2022-23		
	Total employees / workers in respective category (A)	No. of employees/ workers in respective category, who are part of association(s) or Union (B)	% (B / A)	Total employees / workers in respective category (C)	No. of employees/ workers in respective category, who are part of association(s) or Union (D)	% (D / C)
Total Permanent Employees*	380	0	0	374	0	0
- Male	344	0	0	336	0	0
- Female	36	0	0	38	0	0
Total Permanent Workers	159	159	100	161	161	100
- Male	159	159	100	161	161	100
- Female	0	0	0	0	0	0

*Permanent Employees are not associated with unions. However, there are no restriction from Company to its employees to join any union.

8. Details of training given to employees and workers:

Category	FY2023-24					FY2022-23				
	Total (A)	On Health and Safety Measures		On Skills upgradation		Total (A)	On Health and Safety Measures		On Skills upgradation	
		No. (B)	% (B/A)	No. (C)	% (C/A)		No. (B)	% (B/A)	No. (C)	% (C/A)
Employees										
Male	430	430	100	21	4.88	459	459	100	59	12.85
Female	47	47	100	0	0	46	46	100	2	4.35
Total	477	477	100	21	4.40	505	505	100	61	12.08
Workers										
Male	543	543	100	72	13.26	540	540	100	170	31.48
Female	3	3	100	0	0	5	5	100	0	0
Total	546	546	100	72	13.19	545	545	100	170	31.19

9. Details of performance and career development reviews of employees and workers:

	FY2023-24			FY2022-23		
	Total (A)	No. (B)	% (B/A)	Total (A)	No. (B)	% (B/A)
Employees						
Male	344	325	94.48	336	309	91.96
Female	36	35	97.22	38	35	92.11
Total	380	360	94.73	374	344	91.98
Workers						
Male	159	159	100	161	161	100
Female	0	0	0	0	0	0
Total	159	159	100	161	161	100

Every employee is eligible for an annual performance and career development review. Workers are eligible for an annual performance as per wage agreement. The Company follows a financial year cycle i.e., April to March for performance and career development review. In the above table, % of employees / workers not covered are largely those who are employed less than six months and they would be covered in next year's performance review.

10. Health and safety management system:

- a. Whether an occupational health and safety management system has been implemented by the entity? (Yes/No). If yes, the coverage such system?

Yes. Company has implemented ISO 45001:2018 Occupational Health and Safety Management System (OHSMS) at the corporate office in Bangalore as well as the manufacturing plant at Naroda, Ahmedabad. This certification is valid till December 23, 2026. Annual internal audits are conducted to ensure continuous improvement in safety standards and performance.

Scope: Design, Manufacture, Supply of air compressors, Inert gas Compressors including reciprocating, centrifugal & rotary screw compressors, dryers, blowers including provision of system solution and supply of spare.

- b. What are the processes used to identify work-related hazards and assess risks on a routine and non-routine basis by the entity?

Being certified to ISO 45001, Company has a robust procedure for Hazard Identification and Risk Assessment (HIRA). The findings from dynamic Job Safety Assessment (JSA) for non-routine works along with the Permit to Work System (PTW) are considered while developing the HIRA. As a business practice, any process change or fatality would instigate necessary changes to the HIRA and associated procedures as the organization follows systematic approach to organizational changes through Management of Change (MOC), ensuring the continued safety of the workforce throughout the process.

- c. Whether you have processes for workers to report the work-related hazards and to remove themselves from such risks. (Y/N)

Yes, Company has robust processes and measures for reporting work-related hazards and to remove themselves from such risks. Through their established HIRA register and dynamic Job Safety Assessment (JSA), the workers are encouraged to report any EHS concern due to unsafe action or conditions as well as near miss cases. We have various initiatives focusing on reducing hazards, risks and incidents like conducting BBS (Behavior Based Safety) observations periodically, observing the behavior of a person and determining what follows when this behavior occurs.

All are sensitized on all salient safety aspects through training. Along with this, periodic safety meetings are held by the Safety Committee Forum as well as during employee town hall meetings where the details of the occurrence of the incidents (if any) will be discussed along with the corrective measures.

- d. Do the employees/ worker of the entity have access to non-occupational medical and healthcare services? (Yes/ No)

Yes, Company provides access to all employees and workers for non-occupational medical and healthcare services through annual health check-ups at the paneled hospitals.

11. Details of safety related incidents, in the following format:

No safety related lost time Injury/ incidents are reported

Safety incident/ numbers	Categories	FY2023-24	FY2022-23
Lost Time Injury Frequency Rate (LTIFR) (per one million-person hours worked)	Employees	0	0
	Workers	0	0
Total recordable work-related injuries	Employees	0	0
	Workers	0	0
No. of fatalities	Employees	0	0
	Workers	0	0
High consequence work-related injury or ill-health (excluding fatalities)	Employees	0	0
	Workers	0	0

12. Describe the measures taken by the entity to ensure a safe and healthy workplace.

Following measure taken to ensure the Health & Safety at workplace:

- Ergonomics development drive initiated at organization level to improve the workplace condition.
- Management of change (MOC) procedure implemented to address the changes & its related risk controls.
- Identification badge provided for all the MHE trained personnels to ensure the identity.
- Anti-collide devices installed on the EOT crane to prevent hitting hazards between two cranes.

13. Number of Complaints on the following made by employees and workers:

	FY2023-24			FY2022-23		
	Filed during the year	Pending resolution at the end of year	Remarks	Filed during the year	Pending resolution at the end of year	Remarks
Working Conditions	0	0		0	0	
Health & Safety	0	0		0	0	

Note: No complaints has been reported from employees and workers of Ingersoll-Rand (India) Limited

14. Assessments for the year:

	% of your plants and offices that were assessed (by entity or statutory authorities or third parties)
Health and safety practices	12.5% (only Naroda plant is assessed)
Working Conditions	100% (as there is only one plant)

15. Provide details of any corrective action taken or underway to address safety-related incidents (if any) and on significant risks / concerns arising from assessments of health & safety practices and working conditions.

ISO 45001:2018 (OHSMS)

- 1) T30 test cell electrical connection has been routed through the boom provision & additional sleeve are deployed on the cables. Checking mechanisms is established for the same.
- 2) First aid box consumption tracking system has been developed & implemented
- 3) Awareness has been given to the respective employees on importance & use of emergency equipment in case of emergency scenarios
- 4) Chemical labeling & its usage training has been imparted to the respective employees to enhance the awareness on chemical management & its handling

14001:2015 (EMS)

- 1) Waste segregation awareness has been imparted to the employees & waste segregation bins are mapped according to the generation of waste category
- 2) Treated water sample collection point has been defined & same was communicated to the concerned ETP operational team for further implementation
- 3) Hazardous Waste (HW) are stored in the designated place & ensured the identification marked on storage area.

Leadership indicators

1. Does the entity extend any life insurance or any compensatory package in the event of death of (A) Employees (Y/N) (B) Workers (Y/N).

Employees: Y

Workers: Y

2. Provide the measures undertaken by the entity to ensure that statutory dues have been deducted and deposited by the value chain partners.

This is being reviewed during initial supplier audits through audit questionnaire section " Human Rights and Labor Relations". Suppliers maintain legal documentations related to labor and wages, reviewed by government authorities.

3. Provide the number of employees / workers having suffered high consequence work-related injury / ill-health / fatalities (as reported in Q11 of Essential Indicators above), who have been are rehabilitated and placed in suitable employment or whose family members have been placed in suitable employment:

No high consequence work-related injury / ill-health / fatalities is reported.

	Total no. of affected employees/ workers		No. of employees/workers that are rehabilitated and placed in suitable employment or whose family members have been placed in suitable employment	
	FY2023-24	FY2022-23	FY2023-24	FY2022-23
Employees	0	0	0	0
Workers	0	0	0	0

-
4. Does the entity provide transition assistance programs to facilitate continued employability and the management of career endings resulting from retirement or termination of employment? (Yes/ No)

No

5. Details on assessment of value chain partners:

	% of value chain partners (by value of business done with such partners) that were assessed
Health and safety practices	31%
Working Conditions	31%

6. Provide details of any corrective actions taken or underway to address significant risks / concerns arising from assessments of health and safety practices and working conditions of value chain partners.

No Risks were identified during Health and Safety practices during assessment of Value chain partners. No corrective actions pending.

PRINCIPLE 4: BUSINESSES SHOULD RESPECT THE INTERESTS OF AND BE RESPONSIVE TO ALL ITS STAKEHOLDERS

Essential indicators

1. Describe the processes for identifying key stakeholder groups of the entity.

The Company defines key stakeholders as persons or groups of individuals or institutions who play an essential role in the business value chain and plays an important role in a company’s long-term success. Key stakeholders can help company minimize risks and grow its business. From an organizational of point of view, the key stakeholders are

- Government/regulators
- Business associations/industrial bodies
- Academic and research institutions
- NGO’s (Civil Society)
- Investors/Shareholders
- Customers
- Employees
- Suppliers
- Distributors

The process of identifying key stakeholders are based on company’s policy /regulatory issues, CSR Policy and focus areas, positioning thought leadership, promotion of business and also innovation and technological development. Based on these factors, the key stakeholders to work with are identified.

2. List stakeholder groups identified as key for your entity and the frequency of engagement with each stakeholder group.

Stakeholder group	Whether identified as Vulnerable & Marginalized Group (Yes/ No)	Channels of communication (Emails, SMS, Newspapers, Pamphlets, Advertisement, Community meetings, Notices Board, Website)	Frequency of engagement (Annually/ Half yearly/ Quarterly/ others)- Please specify	Purpose and scope of engagement including key topics and concerns raised during such engagements
Government and other regulators	No	<ul style="list-style-type: none"> • Emails • Telephonic Calls • Face to Face Meetings • Committee Meetings 	Quarterly/Bi monthly	<ul style="list-style-type: none"> • Certification • Foreign Manufacturing License • Production Linked Incentive Scheme benefits to Hydrogen Compression System.
Employees	No	<ul style="list-style-type: none"> • Emails • Notice boards and digital display platforms • Employee engagement survey • Common/central announcements • Weekly meeting • Quarterly townhall 	Need-based/ periodic	strategy to achieve business numbers, tax awareness, safety awareness, career development, performance appraisal discussions, interaction with senior management, team building and engagement activities (festive celebrations, sports tournaments,) etc.

Stakeholder group	Whether identified as Vulnerable & Marginalized Group (Yes/ No)	Channels of communication (Emails, SMS, Newspapers, Pamphlets, Advertisement, Community meetings, Notices Board, Website)	Frequency of engagement (Annually/ Half yearly/ Quarterly/ others)- Please specify	Purpose and scope of engagement including key topics and concerns raised during such engagements
Workers	No	<ul style="list-style-type: none"> • Notice boards and digital display platforms • Employee engagement survey • Common/central announcements • Weekly meeting • Quarterly townhall • Monthly meeting with union office bearers • Shopfloor daily meeting (on production) • Monthly team dinners/lunch 	Need-based/ periodic	wage agreement and associated benefits, strategy to achieve business numbers, retirement plan, awareness on taxation, Kaizen improvement, earth day, safety week, festive celebrations, sports tournaments, etc.
Suppliers	No	Formal annual Suppliers meet, one-on-one meetings/ interactions	Annually/ need-based	Business related orientation, technical aspects, strategic plan overview/ action discussion, partnership avenues, product launches
Distributors	No	Formal annual Distributors meet, one-on-one meetings/ interactions	Annually/ need-based	Business related orientation, technical aspects, strategic plan overview/action discussion, partnership avenues, product launches,
Customers	No	One-on-one interactions, customer events, customer service centre, NPS survey	Annually/ need-based	Meeting customer's specific needs, timely availability of products and services, complaints regarding products and services, pre and post sales and service
Communities	Yes	NGO programs, Volunteering	Need-based	CSR activities on the following themes: providing education & skill development, healthcare, conservation of environment and community development
Industrial Bodies (Confederation of Indian Industry)	No	<ul style="list-style-type: none"> • Emails • Telephonic Calls • Committee Meetings • Face to Face Meetings 	Quarterly / Monthly based on need	<ul style="list-style-type: none"> • Advocacy to Govt of India on manufacturing related issues. • Promotion of Business • Positioning thought leadership
NGOs / Civil society organizations	No	<ul style="list-style-type: none"> • Emails • Telephonic Calls • Face to Face Meetings 	Need-based	For implementing CSR Projects in the area of Education & Skill Development, Healthcare, Conservation of Environment and Community Development.
Investors	No	AGM	Annual	Business performance, new product development, dividend distribution, business expansion

Leadership indicators

1. Provide the processes for consultation between stakeholders and the Board on economic, environmental, and social topics or if consultation is delegated, how is feedback from such consultations provided to the Board.

Organization have Corporate Social Responsibility (CSR) committee comprised of Chairman and Board members. This committee periodically seek report on implementation of CSR projects and meet to discuss on approved projects. Committee strictly monitor the quality of implementation of projects and ground level impacts.

2. Whether stakeholder consultation is used to support the identification and management of environmental, and social topics (Yes / No). If so, provide details of instances as to how the inputs received from stakeholders on these topics were incorporated into policies and activities of the entity.

Consultation with the Stakeholders is paramount to us. To create long-term value, we take steps to understand each stakeholder group's needs and priorities through several mediums, including direct engagement or via delegated committees and forums.

3. Provide details of instances of engagement with, and actions taken to, address the concerns of vulnerable/ marginalized stakeholder groups.

At Ingersoll Rand, we are committed to good corporate citizenship and believe that advancing the quality of life requires taking an active role in addressing the social issues impacting our company and communities. Company has continued its CSR initiatives to focus on providing education, skill development, healthcare, conservation of environment and community development. These initiatives focused on vulnerable/marginalized stakeholder groups.

In Financial Year 2023-24, under CSR initiatives Ingersoll Rand Focused on following Initiatives:

- Supported Akshaya Patra for feeding of 5000 government and government aided school children for a period starting from 1st April 2023 to 31st March 2024 and 2190 beneficiaries in government and government aided schools between February 2024 and March 2024.
- Increasing access to primary healthcare services to support of under privileged people with special focus on women and children in the location of Naroda /Ahmedabad, Gujarat. - During the Financial Year 2023 -24 successfully reached to 16,754 direct beneficiaries' (14,919 direct Consultation / Treatments through Smile on Wheels (257 OPD's) & 1,835 from 3 Eye Checkup Camp's).
- Sponsoring 100 meritorious & financially deserving students for the complete duration of their engineering course from Tamil Nadu, Gujarat, Chhattisgarh, UP, West Bengal, Uttarakhand, Haryana, Madhya Pradesh, Tripura, Kerala, Bihar, Puducherry, Assam. 50 percent of the cohort comprises of female scholars
- Supported Agastya for Mobile Science lab. The Mobile Science Lab is a large well-fitted van with lab equipment and models (Physics, Chemistry, and Biology) that travels with a driver and instructors. Conducted 48 School Visits, 196 School Sessions with science model demonstration and covered 3714 Boys, 3511 Girls & 111 teachers. Agastya instructors build on children's innate curiosity through models made from easily available reusable materials.
- Trained 350 candidates for the job of a CNC operator machine technician level 3 in the automotive sector/ industry. Placement is more than 80%.
- Lakh rejuvenation project in Gurgaon Ingersoll Rand in partnership with GMDA (Gurugram Metropolitan Development Authority) and SEEDS (Sustainable Environment & Ecological Development Society) developed other side of Lake. Focused on Cleaning of surface, Landscaping Lake Bank Development, Jogging Track, Seating, Plantation and Lighting.
- Supported Apang Manav Mandal for skill development for 75 differently abled candidates the area of Graphic Design and Digital marketing.
- Supported The Earth Saviors Foundation for setting up a Sewage Treatment Plant (STP) tank to provide aid to the old and homeless.

PRINCIPLE 5: BUSINESSES SHOULD RESPECT AND PROMOTE HUMAN RIGHTS

Essential indicators

1. Employees and workers who have been provided training on human rights issues and policy(ies) of the entity, in the following format:

Category	FY 2023-24			FY2022-23		
	Total (A)	No. employees workers covered (B)	% (B / A)	Total (C)	No. employees workers covered (D)	% (D / C)
Employees						
Permanent	380	330	86.84%	374	0	0%
Other than permanent	97	93	95.88%	131	0	0%
Total Employees	477	423	88.68%	505	0	0%
Workers						
Permanent	159	159	100%	161	0	0%
Other than permanent	387	318	82.17%	384	0	0%
Total Workers	546	477	87.36%	545	0	0%

2. Details of minimum wages paid to employees and workers, in the following format:

Category	FY 2023-24					FY2022-23				
	Total (A)	Equal to Minimum Wage		More than Minimum Wage		Total (D)	Equal to Minimum Wage		More than Minimum Wage	
		No. (B)	% (B / A)	No.(C)	% (C / A)		No. (E)	% (E/D)	No. (F)	% (F/D)
Employees										
Permanent	380	0	0	380	100	374	0	0	374	100
Male	344	0	0	344	100	336	0	0	336	100
Female	36	0	0	36	100	38	0	0	38	100
Other than Permanent	97	0	0	97	100	131	23	17.55	108	82.45
Male	86	0	0	86	100	123	22	17.89	101	82.11
Female	11	0	0	11	100	8	1	12.5	7	87.5
Workers										
Permanent	159	0	0	159	100	161	0	0	161	100
Male	159	0	0	159	100	161	0	0	161	100
Female	0	0	0	0	0	0	0	0	0	0
Other than Permanent	387	342	88.37	45	11.63	384	345	89.84	39	10.16
Male	384	339	88.28	45	11.72	379	340	89.71	39	10.29
Female	3	3	100	0	0	5	5	100	0	0

3. Details of remuneration/salary/wages, in the following format:

a. Median remuneration/ wages:

(in INR Lakhs)	Male		Female	
	Number	Median remuneration/ salary/ wages of respective category	Number	Median remuneration/ salary/ wages of respective category
Board of Directors (BoD)	1	12.00	2	12.00
Key Managerial Personnel	3	76.83	0	0.00
Employees other than BoD and KMP	344	15.54	36	15.92
Workers	159	4.50	0	0.00

Salary mentioned is only for permanent employees and workers

a. Median remuneration/ wages:

	FY2023-24	FY2022-23
Gross wages paid to females as % of total wages	8.11	9.96

4. Do you have a focal point (Individual/ Committee) responsible for addressing human rights impacts or issues caused or contributed to by the business? (Yes/No)

No. At present, Company does not have an India-specific focal point for addressing human rights impacts or issues caused or contributed to by the business. However, as per the IR's Global Human Rights Policy, which is applicable to all its employees globally, Senior Vice President of Human Resources and Global Director of Diversity, Equity and Inclusion are accountable for human rights related aspects. The policy also lists out the modes of reporting suspected violations of the human rights policy which includes Ingersoll Rand Global Ethics Hotline number & Email ID.

5. Describe the internal mechanisms in place to redress grievances related to human rights issues.

Employees/workers are free to raise their concerns/grievances related to human rights through the appropriate authorities like Internal Complaints Committee (ICC), inquiry committee, Safety Committee Forum, Ethics Hotline number and email id. These complaints shall be investigated further and handled by the relevant authorities in a confidential manner.

6. Number of Complaints on the following made by employees and workers:

No complaints filed by employees and workers

	FY2023-24			FY 2022-23		
	Filed during the year	Pending resolution at the end of the year	Remarks	Filed during the year	Pending resolution at the end of the year	Remarks
Sexual Harassment	0	0		0	0	
Discrimination at workplace	0	0		0	0	
Child Labor	0	0		0	0	
Forced Labor/Involuntary Labor	0	0		0	0	
Wages	0	0		0	0	
Other human rights related issues	0	0		0	0	

7. **Complaints filed under the Sexual Harassment of Women at Workplace (Prevention, Prohibition and Redressal) Act, 2013, in the following format:**

	FY2023-24	FY2022-23
Total Complaints reported under Sexual Harassment on of Women at Workplace (Prevention, Prohibition and Redressal) Act, 2013 (POSH)	0	0
Complaints on POSH as a % of female employees / workers	0	0
Complaints on POSH upheld	0	0

Note: No such complaints have been reported

8. **Mechanisms to prevent adverse consequences to the complainant in discrimination and harassment cases.**

Ingersoll Rand's global Code of Conduct states that the organization has a strict non-retaliation policy. If a complainant feels retaliated against for raising a concern/helping investigate a concern, the person can reach out to Global Ethics Hotline or the Legal or Compliance Department. Furthermore, the global human rights policy clearly states that no retaliatory action will be tolerated against the complainant for reporting, in good faith, a violation or suspected violation of the Policy. Except where restricted by local laws, each employee is required to cooperate in any internal or external investigation of suspected wrongdoing.

Company has commissioned an Internal Complaints Committee (ICC) to investigate into the complaints of sexual harassment. The inquiry committee shall maintain confidentiality of the complainant, the respondent, and the witnesses. The Company shall ensure that the complainant(s) and the witness(es) are not subjected to any unfavorable treatment whatsoever during the course of her/his employment.

With respect to whistle blower cases, the identity of the complainant and the witnesses (if any), will be kept confidential to the extent possible and any such disclosure be made only on a need-to-know basis and the requirements of the investigation by the Audit committee. As per the Company's whistleblower policy, complete protection will be given to Whistle Blower against any unfair practice like retaliation or any type of harassment, biased behavior or the like including any direct or indirect use of authority to obstruct the Whistle Blower's right to continue to perform his/her duties or functions including making further Protected Disclosure. However, the complainant may face disciplinary action if the allegations were found to be made despite knowing it to be false or bogus or with a male fide intention.

9. **Do human rights requirements form part of your business agreements and contracts? (Yes/No)**

Yes. Human rights requirements form a part of Company's business agreements and supplier contracts. For suppliers, we expect human rights compliance as they have to abide by Ingersoll Rand's supplier code of conduct which explicitly states prohibition of child and forced labour, prohibits discrimination and harassment, and mandates compliance to applicable wage and labour laws, and freedom of association. Suppliers shall ensure full compliance with all local laws and regulations including but not limited to anti-bribery and anti-corruption, data protection, minimum wages, prevention of sexual harassment and payment of statutory dues.

10. **Assessment for the year:**

None of our plant/offices were assessed by entity or statutory authorities or third parties

	% of your plants and offices that were assessed (by entity or statutory authorities or third parties)
Child labor	0
Forced/involuntary labor	0
Sexual harassment	0
Discrimination at workplace	0
Wages	0
Others – please specify	0

11. Provide details of any corrective actions taken or underway to address significant risks / concerns arising from the assessments at Question 10 above.

Not Applicable

Leadership indicators

1. Details of a business process being modified / introduced as a result of addressing human rights grievances/complaints.
None, as we did not observe any human rights related grievance or complaint.

2. Details of the scope and coverage of any Human rights due-diligence conducted.
No human rights due-diligence conducted.

3. Is the premise/office of the entity accessible to differently abled visitors, as per the requirements of the Rights of Persons with Disabilities Act, 2016?
Yes

4. Details on assessment of value chain partners:

	% of value chain partners (by value of business done with such partners) that were assessed
Sexual Harassment	0
Discrimination at workplace	0
Child Labour	0
Forced Labour/Involuntary Labour	0
Wages	0
Others – please specify	0

5. Provide details of any corrective actions taken or underway to address significant risks / concerns arising from the assessments at Question 4 above.

Not Applicable

PRINCIPLE 6: BUSINESSES SHOULD RESPECT AND MAKE EFFORTS TO PROTECT AND RESTORE THE ENVIRONMENT

Essential indicators

1. Details of total energy consumption (in Joules or multiples) and energy intensity, in the following format:

Parameter	FY 2023-24	FY 2022-23
From renewable sources		
Total electricity consumption (A) GJ	3334.00	3342.99
Total fuel consumption (B) GJ		
Energy consumption through other sources (C) GJ		
Total energy consumption from renewable sources (A+B+C) GJ	3334.00	3342.99
From non-renewable sources		
Total electricity consumption (D) GJ	7414.22	5112.77
Total fuel consumption (E) GJ	1878.80	2409.94
Energy consumption through other sources (F) GJ		
Total energy consumed from non-renewable sources (D+E+F)	9293.02	7522.71
Total energy consumed (A+B+C+D+E+F)	12627.02	10865.70
Revenue in (in INR Lakhs)	121369.41	115079.17
Energy intensity per rupee of turnover (Total energy consumption/ Revenue from operations in rupees) (GJ/ Lakhs INR)	0.104	0.094
Energy intensity per rupee of turnover adjusted for Purchasing Power Parity (PPP) (Total energy consumed/ Revenue from operations adjusted for PPP (GJ/Lakhs INR))	0.025	0.023
Energy intensity in terms of physical output	Not Monitored	Not Monitored
Energy intensity (optional) – the relevant metric may be selected by the entity	Not Applicable	Not Applicable

Note: The revenue from operations has been adjusted for PPP using the latest PPP conversion factor published by the World Bank for India for the year 2023, which is 20.22

In FY 2022-23 there was a typographical error in total fuel consumption, which has been updated in above table.

The energy consumption of manufacturing facility at Naroda has been considered for the above calculation. The facility at Naroda represents the significant location of operation for the company.

Note: Indicate if any independent assessment/ evaluation/assurance has been carried out by an external agency? (Y/N) If yes, name of the external agency.

No.

2. Does the entity have any sites / facilities identified as designated consumers (DCs) under the Performance, Achieve and Trade (PAT) Scheme of the Government of India? (Y/N) If yes, disclose whether targets set under the PAT scheme have been achieved. In case targets have not been achieved, provide the remedial action taken, if any.

No, since Company does not come under the category of Designated Consumers.

3. Provide details of the following disclosures related to water, in the following format:⁷

Parameter	FY 2023-24	FY 2022-23
Water withdrawal by source (in kiloliters)		
(i) Surface water	0	17145
(ii) Groundwater	0	0
(iii) Third party water	16660	0
(iv) Seawater / desalinated water	0	0

Parameter	FY 2023-24	FY 2022-23
Water withdrawal by source (in kiloliters)		
(v) Others	0	0
Total volume of water withdrawal (in kiloliters) (i + ii + iii + iv + v)	16660	17145
Total volume of water consumption (in kiloliters)	16660	17145
Revenue in (in INR Lakhs)	121369.41	115079.17
Water intensity per rupee of turnover (Water consumed / Revenue from operations) (KL/Lakhs INR)	0.137	0.149
Water intensity per rupee of turnover adjusted for Purchasing Power Parity (PPP) (Total water consumption/ Revenue from operations adjusted for PPP (KL/Lakhs INR))	0.033	0.037
Water intensity in terms of physical output	Not Monitored	Not Monitored
Water intensity (optional) – the relevant metric may be selected by the entity	Not Applicable	Not Applicable

Note: The revenue from operations has been adjusted for PPP using the latest PPP conversion factor published by the World Bank for India for the year 2023, which is 20.22

The water consumption of manufacturing facility at Naroda were considered for the above calculation. The facility at Naroda represents the significant location of operation for the Company.

Note: Indicate if any independent assessment/ evaluation/assurance has been carried out by an external agency? (Y/N) If yes, name of the external agency.

No.

4. Provide the following details related to water discharged:

Parameter	FY 2023-24	FY 2022-23
Water discharge by destination and level of treatment (in kiloliters)		
(i) To Surface water	0	0
- No treatment	0	0
- With treatment – please specify level of treatment	0	0
(ii) To Groundwater	0	0
- No treatment	0	0
- With treatment – please specify level of treatment	0	0
(iii) To Seawater	0	0
- No treatment	0	0
- With treatment – please specify level of treatment	0	0
(iv) Sent to third-parties	0	0
- No treatment	0	0
- With treatment – please specify level of treatment	0	0
(v) Others	0	0
- No treatment	0	0
- With treatment – please specify level of treatment	0	0
Total water discharged (in kiloliters)	0	0

Note: Indicate if any independent assessment/ evaluation/assurance has been carried out by an external agency? (Y/N) If yes, name of the external agency.

Not Applicable

5. Has the entity implemented a mechanism for Zero Liquid Discharge? If yes, provide details of its coverage and implementation.

Yes. Our manufacturing facility at Naroda has installed efficient wastewater treatment plants (ETP and STP).

- Industrial effluent is treated in the in-house ETP. The treated effluent generated at the ETP is further subjected to tertiary treatment comprising of RO and UV. 100% of the resulting treated wastewater is reused in the process i.e. Paint Shop (Approx. 2 KL /Day) and the remaining RO residue is disposed off in the evaporators.
- Domestic effluent is treated in the STP and treated wastewater is used for our landscaping purpose and toilet flushing

6. Please provide details of air emissions (other than emissions) by the entity, in the following format:

Parameter	Please specify unit	FY2023-24	FY2022-23
NOx	µg/m ³	16.91	13.48
SOx	µg/m ³	15.16	24.72
Particulate matter (PM)	µg/m ³	48.05	17.89
Persistent organic pollutants (POP)	µg/m ³	0	0
Volatile organic compounds (VOC) / Emission from Paint and thinner	In Tons	202.56	0
Hazardous air pollutants (HAP)	µg/m ³	0	0
Others – please specify			

The air emission of manufacturing facility at Naroda were considered for the above calculation. The facility at Naroda represents the significant location of the operations for the Company. Further, the statistics provided in the above table represent annual average values of the various air emission parameters. For FY 2023-24, the value of NOx, SOx and PM mentioned above are the average value from April, 2023 to March 2024.

Note: Indicate if any independent assessment/ evaluation/assurance has been carried out by an external agency? (Y/N) If yes, name of the external agency.

No.

7. Provide details of greenhouse gas emissions (Scope 1 and Scope 2 emissions) & its intensity, in the following format:

Parameter	Unit	FY2023-24	FY 2022-23
Total Scope 1 emissions (Break-up of the into CO ₂ , CH ₄ , N ₂ O, HFCs, PFCs, SF ₆ , NF ₃ , if available)	Metric tonnes of CO ₂ equivalent	88.83	114.98
Total Scope 2 emissions (Break-up of the GHG into CO ₂ , CH ₄ , N ₂ O, HFCs, PFCs, SF ₆ , NF ₃ , if available)	Metric tonnes of CO ₂ equivalent	1476.00	1016.88
Total Scope 1 and Scope 2 emissions	Metric tonnes of CO ₂ equivalent	1564.83	1131.86
Revenue (in INR Lakhs)		121369.41	115079.17
Total Scope 1 and Scope 2 emission intensity per rupee of turnover (Total Scope 1 and Scope 2 GHG emissions/ Revenue from operations)	Metric tonnes of CO ₂ equivalent/INR Lakhs	0.013	0.010
Total Scope 1 and Scope 2 emission intensity per rupee of turnover adjusted for Purchasing Power Parity (PPP) (Total Scope 1 and Scope 2 GHG emissions/ Revenue from operations adjusted for PPP)	Metric tonnes of CO ₂ equivalent/INR Lakhs	0.003	0.002
Total Scope 1 and Scope 2 emission intensity in terms of physical output		Not Monitored	Not Monitored
Total Scope 1 and Scope 2 emission intensity (optional) – the relevant metric may be selected by the entity		0	0

Note: The revenue from operations has been adjusted for PPP using the latest PPP conversion factor published by the World Bank for India for the year 2023, which is 20.22

In FY 2022-23 reported Scope 1 emission has been revised owing to correction in emission factor.

The greenhouse emission of manufacturing facility at Naroda were considered for the above calculation. The facility at Naroda represents the significant location of operation for the Company.

Note: Indicate if any independent assessment/ evaluation/assurance has been carried out by an external agency? (Y/N) If yes, name of the external agency.

No.

8. Does the entity have any project related to reducing Green House Gas emission? If Yes, then provide details.

Yes, Company has implemented following projects for reducing greenhouse gas emission through energy conservation. Brief details of the projects have been listed below.

- a. Use of HVLS fans to improve HVAC efficiency and saving 8000 units a year.
- b. Use of VFDs in AHUs and replacement of plant compressor with energy efficient and VFD drive saving 30000 units a year.

9. Provide details related to waste management by the entity, in the following format:

Parameter	FY2023-24	FY2022-23
Total Waste generated (in metric tonnes)		
Plastic waste (A)	29.05	28.84
E-waste (B)	1.80	4.91
Bio-medical waste (C)	0.03	0.009
Construction and demolition waste (D)	0	0
Battery waste (E)	6.51	0
Radioactive waste (F)	0	0
Other Hazardous waste. Please specify, if any (waste consists of Paint Sludge, ETP Sludge, Chemical containers & Oily rags) (G)	39.65	22.87
Other Non-hazardous waste generated (H). Please specify, if any. (Break-up by composition i.e. by materials relevant to the sector) (Metal waste, Corrugated boxes, wooden waste, Paper waste, plastic waste, etc.)	614.12	710.23
Total (A+B+C+D+E+F+G+H)	691.16	766.85
Revenue (in INR Lakhs)	121369.41	115079.17
Waste intensity per rupee of turnover (Total waste generated/ Revenue from operations) (metric tonnes/Lakhs INR)	0.006	0.007
Waste intensity per rupee of turnover adjusted for Purchasing Power Parity (PPP) (Total waste generated/ Revenue from operations adjusted for PPP (metric tonnes/Lakhs INR))	0.001	0.002
Waste intensity in terms of physical output	Not Monitored	Not Monitored
Waste intensity (optional)- the relevant metrics may be selected by the entity	Not Applicable	Not Applicable
Note: The revenue from operations has been adjusted for PPP using the latest PPP conversion factor published by the World Bank for India for the year 2023, which is 20.22		
For each category of waste generated, total waste recovered through recycling, re-using or other recovery operations (in metric tonne)		
Category of waste		
(i) Recycled	585.00	670.01
(ii) Re-used	72.00	86.00
(iii) Other recovery operations	0.00	0.00
Total	657.00	756.01
For each category of waste generated, total waste disposed by nature of disposal method (in metric tonnes)		
Category of waste		
(i) Incineration	0.02	5.93
(ii) Landfilling	0.00	4.91
(iii) Other disposal operations	0.00	0.00
Total	0.02	10.84

Note: Indicate if any independent assessment/ evaluation/assurance has been carried out by an external agency? (Y/N) If yes, name of the external agency.

No.

10. Briefly describe the waste management practices adopted in your establishments. Describe the strategy adopted by your company to reduce usage of hazardous and toxic chemicals in your products and processes and the practices adopted to manage such wastes.

Waste generation being an inevitable part of manufacturing process, efforts have been taken to create value from waste. With an aim to divert a significant quantum of waste from going to the landfills, the Company has adopted systems and procedures that helps repurpose used material and reintroduce excess material into the production process. The Company follows the '3R' strategy of Reduce, Reuse and Recycle for its waste management. The Company follows legally prescribed procedures and applies environmentally sound disposal techniques for disposing hazardous waste whereas the non-hazardous waste is sold to authorized recyclers.

The Company has implemented use of low air pressure system for painting operations which has reduced solvent and paint emissions. Furthermore, the Company has transitioned to using low VOC paint instead of traditional paints in the process. Since VOCs evaporate, subsequently transferring harmful chemicals into the air, switching to low VOC paint is better for improving air quality as these paints off-gas lesser than the traditional paints.

11. If the entity has operations/offices in/around ecologically sensitive areas (such as national parks, wildlife sanctuaries, biosphere reserves, wetlands, biodiversity hotspots, forests, coastal regulation zones etc.) where environmental approvals / clearances are required, please specify details in the following format:

Not applicable, as Company does not have operations in any eco sensitive areas.

12. Details of environmental impact assessments of projects undertaken by the entity based on applicable laws, in the current financial year:

Our current operations don't fall under the purview of EIA notification, thus, we haven't undertaken EIA in FY 2023-2024

Name and brief details of project	EIA Notification No.	Date	Whether conducted by independent external agency (Yes / No)	Results communicated in public domain (Yes / No)	Relevant Web link
Not Applicable	Not Applicable		No	No	

13. Is the entity compliant with the applicable environmental law/ regulations/ guidelines in India, such as the Water (Prevention and Control of Pollution) Act, Air (Prevention and Control of Pollution) Act, Environment protection act and rules thereunder (Y/N). If not, provide details of all such non-compliances, in the following format:

Yes. Company is compliant with all the applicable environmental law/regulations.

Sl. No.	Specify the law / regulation / guidelines which was not complied with	Provide details of the non-compliance	Any fines / penalties / action taken by regulatory agencies such as pollution control boards or by courts	Details of fines / penalties / action	Corrective action taken, if any
	None	-	-	-	-

Leadership indicators

1. Water withdrawal, consumption and discharge in areas of water stress (in kiloliters):

For each facility / plant located in areas of water stress, provide the following information:

(i) Name of the area:

(ii) Nature of operations:

(iii) Water withdrawal, consumption and discharge in the following format:

Parameter	FY2023-24	FY2022-23
(i) Surface water	0	0
(ii) Groundwater	0	0
(iii) Third party water	0	0
(iv) Seawater / desalinated water	0	0
(v) Others	0	0
Total volume of water withdrawal (in kiloliters)	0	0
Total volume of water consumption (in kiloliters)	0	0
Turnover from operations(in INR Lakhs)	121369.41	115079.17
Water intensity (optional) – the relevant metric may be selected by the entity	0	0
Water intensity (optional) – the relevant metric may be selected by the entity		
Water discharge by destination and level of treatment (in kiloliters)		
(i) Into Surface water	0	0
- No treatment	0	0
- With treatment – please specify level of treatment	0	0
(ii) Into Groundwater	0	0
- No treatment	0	0
- With treatment – please specify level of treatment	0	0
(iii) Into Seawater	0	0
- No treatment	0	0
- With treatment – please specify level of treatment	0	0
(iv) Sent to third-parties	0	0
- No treatment	0	0
- With treatment – please specify level of treatment	0	0
(v) Others	0	0
- No treatment	0	0
- With treatment – please specify level of treatment	0	0
Total water discharged (in kilolitres)	0	0

Note: Indicate if any independent assessment/ evaluation/assurance has been carried out by an external agency? (Y/N) If yes, name of the external agency.

No

2. Please provide details of total Scope 3 emissions & its intensity, in the following format:

Parameter	Unit	FY2023-24	FY2022-23
Total Scope 3 emissions (Break-up of the GHG into CO2, CH4, N2O, HFCs, PFCs, SF6, NF3, if available)	Metric tonnes of CO2 equivalent	0	0
Revenue from operations (in INR Lakhs)		121369.41	115079.17
Total Scope 3 emissions per rupee of turnover *	Metric tonnes of CO2 equivalent/INR Lacs	0	0
Total Scope 3 emission intensity (optional) – the relevant metric may be selected by the entity		0	0

*Note: Currently we don't have any procedure to monitor and measure Scope 3 emission

Note: Indicate if any independent assessment/ evaluation/assurance has been carried out by an external agency? (Y/N) If yes, name of the external agency

No

3. With respect to the ecologically sensitive areas reported at Question 11 of Essential Indicators above, provide details of significant direct & indirect impact of the entity on biodiversity in such areas along-with prevention and remediation activities.

Not Applicable, since none of our operations are located in ecologically sensitive areas

4. If the entity has undertaken any specific initiatives or used innovative technology or solutions to improve resource efficiency, or reduce impact due to emissions / effluent discharge / waste generated, please provide details of the same as well as outcome of such initiatives, as per the following format:

Sr. No	Initiative undertaken	Details of the initiative (Web-link, if any, may be provided along-with summary)	Outcome of the initiative
1	Co-processing of Hazardous waste	<ul style="list-style-type: none"> Searching of authorized co-processors (Cement industries) in the nearby areas Initiate finger-print analysis for hazardous waste samples Finalized agreement with co-processor (M/s Wonder Cement) for co-processing of hazardous waste 	<ul style="list-style-type: none"> Reduce disposal cost 11.5 Rs/ Kgs Reduce approx. 55 Tons GHG emission / annum Minimized negative impact on environment Environmentally safe disposal method of hazardous waste Minimized negative impact on environment Substitute of fossil fuel & raw material Fulfilled local statutory requirement
2	Implement returnable packing for small reciprocating compressor	<ul style="list-style-type: none"> Continue expanding returnable packaging with use of collapsible pallets and enclosed boxes for cast and machined components, Kitting trolleys for sheet metal parts Focus on reuse of supplier packaging consumable to turn into shippable boxes to our customers Leverage Green X in our waste profile improvement process 	<ul style="list-style-type: none"> Significantly reduce the packing cost Reduce the waste

-
5. Does the entity have a business continuity and disaster management plan? Give details in 100 words/ web link.

Yes. We have a defined "On Site Emergency Plan". The objective of the "On Site Emergency Plan" envisages the complete management activities and safety precautions being observed for prevention and control of accidents as well as action plans in the event of disastrous accidents. The objective is also to provide guidelines for handling emergencies involving situations arising out of accidents and errors in plant operations. The emergency control & communication system will be monitored by our Operational Director, Site Controller, Incident Controller and other key persons.

6. Disclose any significant adverse impact to the environment, arising from the value chain of the entity. What mitigation or adaptation measures have been taken by the entity in this regard.

No Significant Effect arising from the value chain of entity. We have taken measurement to control product by reviewing RoHS compliant material (Restrictive of Hazardous Substance) and TSCA 2021 free chemicals (Toxic Substance Control Act 2021) usages throughout supply chain. For example, Trivalent Plating used on zinc plated components, RoHS compliant powder coating and electrical wiring.

7. Percentage of value chain partners (by value of business done with such partners) that were assessed for environmental impacts.

54%

PRINCIPLE 7: BUSINESSES, WHEN ENGAGING IN INFLUENCING PUBLIC AND REGULATORY POLICY, SHOULD DO SO IN A MANNER THAT IS RESPONSIBLE AND TRANSPARENT

Essential indicators

1. a. Number of affiliations with trade and industry chambers/ associations.

One

- b. List the top 10 trade and industry chambers/ associations (determined based on the total members of such body) the entity is a member of/ affiliated to

Sl. No.	Name of the trade and industry chambers/ associations	Reach of trade and industry chambers/ associations (State/ National)	Remarks (if any)
1	Confederation on Indian Industries (CII)	State and National Level	

2. Provide details of corrective action taken or underway on any issues related to anti-competitive conduct by the entity, based on adverse orders from regulatory authorities.

There have been no instances of adverse orders issued by the regulatory authorities related to anti-competitive conduct.

Leadership indicators

1. Details of public policy positions advocated by the entity:

Sl. No.	Public policy advocated	Method resorted for such advocacy	Whether information available in public domain? (Yes/No)	Frequency of Review by Board (Annually/ Half yearly/ Quarterly / Others – please specify)	Web Link, if available
Not Applicable					

PRINCIPLE 8: BUSINESSES SHOULD PROMOTE INCLUSIVE GROWTH AND EQUITABLE DEVELOPMENT

Essential indicators

1. Details of Social Impact Assessments (SIA) of projects undertaken by the entity based on applicable laws, in the current financial year.

Name and brief details of project	SIA Notification No.	Date of notification	Whether conducted by independent external agency (Yes / No)	Results communicated in public domain (Yes / No)	Relevant Web link
In FY 2023-2024, we have not carried out any such activity which mandatorily requires SIA.					

2. Provide information on project(s) for which ongoing Rehabilitation and Resettlement (R&R) is being undertaken by your entity, in the following format:

Sl. No.	Name of project for which R&R is ongoing	State	District	No. of projects affected Families (PAFs)	No. of PAF's covered by R&R	% of PAFs covered by R&R	Amounts paid to PAFs in the FY (in INR)
In FY 2023-2024, we have not carried out any such activity which mandatorily requires R&R							

3. Describe the mechanisms to receive and redress grievances of the community.

Not Available

4. Percentage of input material (inputs to total inputs by value) sourced from suppliers:

	FY2023-24 % spend	FY2022-23 % spend
Directly sourced from MSMEs/ small producers	33.2%	34.6 %
Directly from within India	54.5%	51.5 %

Note: The numbers provided above is procurement of raw material only.

5. Job creation in smaller towns- Disclose wages paid to persons employed (including employees or workers employed on a permanent or non-permanent/ on contract basis) in the following locations, as % of total wage cost.

Location	FY2023-24	FY2022-23
Rural	0	0
Semi-urban	0	0
Urban	56.51%	58.37%
Metropolitan	7.91%	7.61%

(Place to be categorized as per RBI Classification System- rural/ semi-urban/urban/metropolitan)

Leadership indicators

1. Provide details of actions taken to mitigate any negative social impacts identified in the Social Impact Assessments (Reference: Question 1 of Essential Indicators above):

Details of negative social impact identified	Corrective taken
Not Applicable.	

2. Provide the following information on CSR projects undertaken by your entity in designated aspirational districts as identified by government bodies:

Sl. No.	State	Aspirational District	Amount spent (In INR Lakhs)
1	Gujarat – Ahmedabad	-	140.76
2	Gujarat & Other States	-	55.00
3	Haryana – Gurgaon	-	144.25

3. (a) Do you have a preferential procurement policy where you give preference to purchase from suppliers comprising marginalized /vulnerable groups? (Yes/No)

No

(b) From which marginalized /vulnerable groups do you procure?

Not Applicable

(c) What percentage of total procurement (by value) does it constitute?

Not Applicable

4. Details of the benefits derived and shared from the intellectual properties owned or acquired by your entity (in the current financial year), based on traditional knowledge:

Sl. No.	Intellectual Property based on traditional knowledge	Owned/ Acquired (Yes/No)	Benefit shared (Yes/No)	Basis of calculating benefit share
Not Applicable				

5. Details of corrective actions taken or underway, based on any adverse order in intellectual property related disputes wherein usage of traditional knowledge is involved.

Name of authority	Brief of the Case	Corrective action taken
Not Applicable.		

6. Details of beneficiaries of CSR Projects:

Sl. No.	CSR Project	Total no. of persons benefitted from CSR Projects	No. of persons belonging to vulnerable and marginalized groups who benefitted from CSR Projects	% of beneficiaries from vulnerable and marginalized groups
1	Health Care & Nutrition <ul style="list-style-type: none"> Mid-Day Meal Programme Smile on Wheels (Primary Health Care Services) 	<ul style="list-style-type: none"> Feeding Mid-Day meal for 7190 government and government aided schoolchildren's. 16,754 direct beneficiaries' (14,919 direct Consultation / Treatments through Smile on Wheels (257 OPD's) & 1,835 from 3 Eye Checkup Camp's). 	100%	100%
2	Education /STEM <ul style="list-style-type: none"> Scholarship for 100 Engineering Students Mobile Science Lab 	<ul style="list-style-type: none"> Sponsoring 100 meritorious & financially deserving students for the complete duration of their Engineering course. Supported Mobile Science lab. that travels with a driver and instructors to Govt run schools. Conducted 48 School Visit, 196 School Session with science model demonstration and covered 3714 Boys, 3511 Girls & 111 teachers. 	100%	100%
3	Skill Development <ul style="list-style-type: none"> Automotive Machining (CNC Machine Operation) Skill Development for (PWD) Handicapped Persons. 	<ul style="list-style-type: none"> Trained 350 candidates for the job of a CNC Operator Machine Technician level 3 in the automotive sector. Skill development for 75 PWD candidates the area of Graphic Design and Digital marketing. 	100%	100%
4	Environment Sustainability and Community Development	<ul style="list-style-type: none"> Lakh rejuvenation project in Gurgaon (Year-III - In third phase (FY 2023 -24) Ingersoll Rand in partnership with GMDA and SEEDS developed other side of Lake. Focused on Cleaning of surface, Floating fountain, Landscaping Lake Bank Development, Jogging Track, Seaters, Plantation and Lighting. Supported The Earth Saviours Foundation for setting up a Sewage Treatment Plant (STP) tank to provide aid comfort to the old and homeless. 	Environment Sustainability and Community Development	Environment Sustainability and Community Development

PRINCIPLE 9: BUSINESSES SHOULD ENGAGE WITH AND PROVIDE VALUE TO THEIR CONSUMERS IN A RESPONSIBLE MANNER

Essential indicators

1. Describe the mechanisms in place to receive and respond to consumer complaints and feedback.

The Customer Support Center is used as a platform for external grievance handling by customers and channel partners. They can lodge grievance by just sending a mail or a call on the dedicated toll-free number and it acts as a single point of contact for all queries and complaints. This is a robust customer support service having end-to-end tracking mechanism with -

- 80% of the calls are being answered
- 20% of the calls are being called back
- Guaranteed response within one hour
- 100% of all inquiry / service request receive follow-up communication everyday

Average complaint closure tenure is 8 days.

2. Turnover of products and/ services as a percentage of turnover from all products/service that carry information about:

	Turnover with respect to: (Rs. Lakhs)	As a percentage to total turnover
Environmental and social parameters relevant to the product	121369.41	100%
Safe and responsible usage	121369.41	100%
Recycling and/or safe disposal	0	0

3. Number of consumer complaints in respect of the following:

	FY2023-24			FY2022-23		
	Received during the year	Pending resolution at end of year	Remarks	Received during the year	Pending resolution at end of year	Remarks
Data privacy	0	0		0	0	We have not received consumer complaints in FY 2023-24 & FY 2022-23
Advertising	0	0		0	0	
Cyber-security	0	0		0	0	
Delivery of essential services	Not Applicable	Not Applicable		Not Applicable	Not Applicable	
Restrictive Trade Practices	0	0		0	0	
Unfair Trade Practices	0	0		0	0	
Other	0	0		0	0	

4. Details of instances of product recalls on account of safety issues

	Number	Reasons for recall
Voluntary recalls	0	Not applicable
Forced recalls	0	Not applicable

Note: We don't have such issues

5. Does the entity have a framework/ policy on cyber security and risks related to data privacy? (Yes/No) If available, provide a web-link of the policy.

Yes.

An IT Security framework has been established based on NIST CSF, NIST 800-171, NIST 800-53 and ISO 27001. A three year roadmap to strengthen controls has been reviewed and approved by the Company's Executive Management and is currently in implementation. A third party penetration test was performed in Q3 2021. In addition, an incident response plan has been established to address various cyber risks. Ingersoll Rand Inc., which is our ultimate holding company, has developed a Privacy Policy. The privacy policy is available on our intranet. At Ingersoll Rand ("IR") we are committed to protecting the information that we hold about our customer/channel partners, our employees, temporary staff, partners, trainees/apprentices, agency staff and self-employed consultants and respecting their privacy. We want to be clear about the information that we keep as well as how we look after it and what we use it for. This Privacy Notice provides more detail on this and how we comply with applicable data protection legislation. The policy can be accessed at: <https://www.irco.com/en-in/terms>

6. Provide details of any corrective actions taken or underway on issues relating to advertising, and delivery of essential services; cyber security and data privacy of customers; re-occurrence of instances of product recalls; penalty / action taken by regulatory authorities on safety of products / services.

Nil

7. Provide the following information related to data breaches:

- a. Number of instances of data breaches

No cases of data breaches are reported.

- b. Percentage of data breaches involving personally identified information of customers.

Nil

- c. Impact, if any, of the data breaches

Not Applicable

Leadership indicators

1. Channels / platforms where information on products and services of the entity can be accessed (provide web link, if available)

Type	Description	Web link
Platform	Ingersoll Rand Website	https://www.irco.com/en-in/invest
Platform	Social Media - LinkedIn	https://www.linkedin.com/company/3199022/admin/feed/posts/
Others (please specify)	Trade Magazines	

2. Steps taken to inform and educate consumers about safe and responsible usage of products and/or services.

Ingersoll Rand Innovative development of intrinsically sustainable products delivers efficiency, circularity and safety to customers across all sectors /markets / regions. Every product of Ingersoll Rand supply to customer will have safety manual , drawing and procedures to use the products as per Industry Standards. Ingersoll Rand also has strong experienced service team across the country who continuously touch with customers and train and sensitize about machine operation and safety for efficient utilization of machine. Ingersoll Rand deliver the products that protect the health and safety of our customers' associates. This includes technicians, operators, engineers, assemblers, and other personnel who install, operate, maintain and organization has technology in place where service team can monitor machine performance (including safety aspect) remotely.

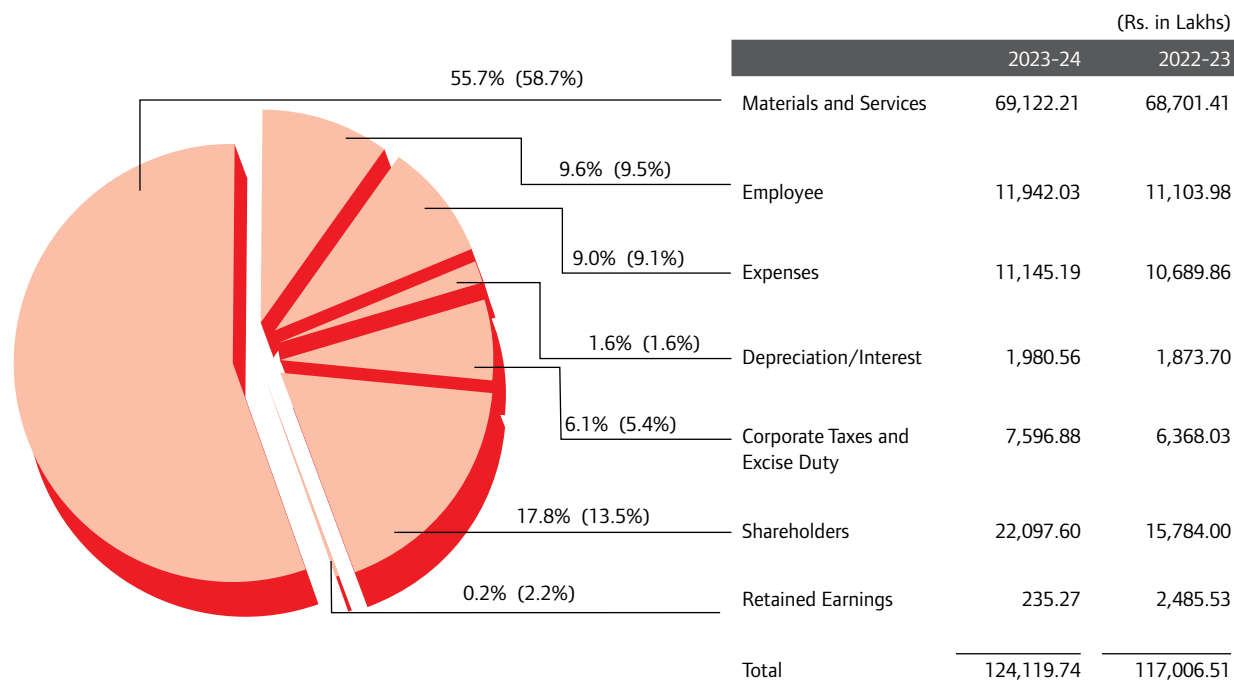
3. Mechanisms in place to inform consumers of any risk of disruption/discontinuation of essential services.

Not applicable, as we are not in the business of providing essential services

4. Does the entity display product information on the product over and above what is mandated as per local laws? (Yes/No/Not Applicable) If yes, provide details in brief. Did your entity carry out any survey with regard to consumer satisfaction relating to the major products / services of the entity, significant locations of operation of the entity or the entity as a whole? (Yes/No)

No

Distribution of Income

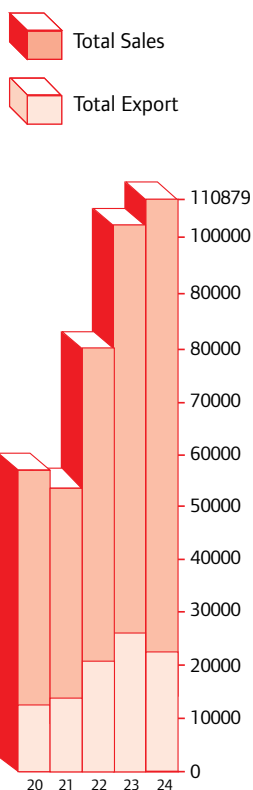


Ten years at a glance

	(Rs. in Lakhs)	2023-24	2022-23	2021-22
1. Sales		110,879.42	106,026.84	83,796.77
2. Other Income		13,240.32	10,979.67	8,542.03
3. Total Income		124,119.74	117,006.51	92,338.80
4. CAGR For Total Income (%)		5.27%	-	-
5. Manufacturing and Other Expenses		92,335.26	90,502.91	75,837.84
6. Depreciation		1,773.70	1,633.02	1,410.20
7. Interest		206.86	240.68	255.33
8. Profit Before Depreciation & Income Tax		31,577.62	26,262.92	16,245.63
9. Profit Before Tax		29,803.92	24,629.90	14,835.43
10. Tax		7,596.88	6,368.03	3,840.19
11. Total Comprehensive Income		22,332.87	18,269.53	11,437.80
12. CAGR For Total Comprehensive Income (%)		14.48%	-	-
13. Dividend		22,097.60	15,784.00	6,313.60
14. Dividend - Rs. per share		70.00	50.00	20.00
15. Fixed Assets (Net)		14,584.03	11,440.19	11,695.26
16. Current Assets, Financial Assets etc.		70,623.23	74,468.28	71,894.52
17. Total Assets		85,207.26	85,908.47	83,589.78
18. Share Capital		3,156.80	3,156.80	3,156.80
19. Market Price Per Share (in Rs.): 52 Weeks High & Low in BSE		H 3,862.30	H 2,677.05	H 1,747.80
(H - High ; L - Low)		L 2,438.75	L 1,280.00	L 674.90
20. Reserves and Surplus		54,870.40	54,646.52	52,031.84
21. Net Worth		58,027.20	57,803.32	55,188.64
22. Loans (Secured and Unsecured)		-	-	-

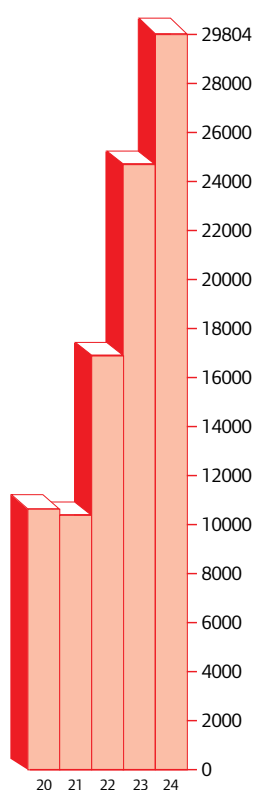
GROSS SALES

(in Rs. Lakhs)



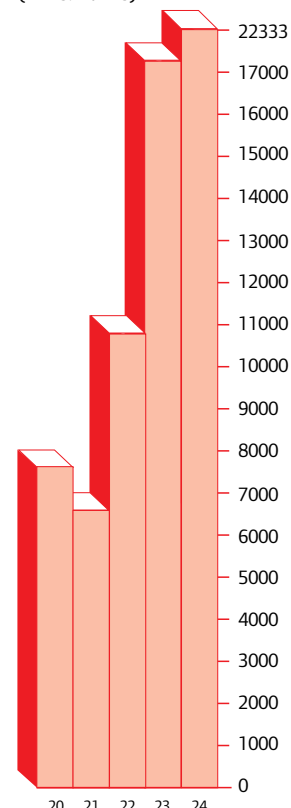
PROFIT BEFORE TAX

(in Rs. Lakhs)



PROFIT AFTER TAX

(in Rs. Lakhs)



	2020-21	2019-20	2018-19	2017-18	2016-17	2015-16	2014-15	
	55,885.73	59,140.28	64,429.70	54,869.52	59,010.20	58,998.61	65,264.50	1.
	7,192.08	15,035.16	12,870.18	14,797.54	14,473.90	12,366.60	12,886.70	2.
	63,077.81	74,175.44	77,299.88	69,667.06	73,484.10	71,365.21	78,151.20	3.
	-	-	-	-	-	-	-	4.
	50,704.20	60,684.97	63,368.74	55,450.84	60,786.60	62,101.30	61,099.20	5.
	1,426.45	1,826.11	1,137.34	1,259.71	1,180.00	977.60	1,155.90	6.
	169.17	260.01	49.01	(208.02)	78.80	46.70	207.80	7.
	11,756.64	12,744.59	13,872.76	14,450.29	12,435.30	9,217.21	11,250.50	8.
	10,330.19	10,918.48	12,735.42	13,190.58	11,255.30	8,239.61	10,094.60	9.
	3,475.91	2,945.53	4,648.40	4,284.73	3,647.90	2,128.00	3,480.00	10.
	6,854.28	7,972.95	8,087.02	8,905.85	7,607.40	6,111.61	6,614.60	11.
	-	-	-	-	-	-	-	12.
	947.04	9,786.08	1,894.08	65,661.44	1,894.08	1,894.08	1,894.08	13.
	3.00	31.00	6.00	208.00	6.00	6.00	6.00	14.
	10,669.77	11,085.19	11,910.63	12,196.16	12,804.40	7,754.90	15,494.90	15.
	56,558.85	44,135.74	48,034.04	1,16,684.38	1,08,432.01	1,08,328.40	97,620.30	16.
	67,228.62	55,220.93	59,944.67	1,28,880.54	1,21,236.41	1,16,083.30	1,13,115.20	17.
	3,156.80	3,156.80	3,156.80	3,156.80	3,156.80	3,156.80	3,156.80	18.
	H 911.15	H 729.85	H 914.90	H 940.00	H 789.00	H 1,125.00	H 1,107.80	19.
	L 555.40	L 569.00	L 472.35	L 651.90	L 621.50	L 583.00	L 420.00	
	41,910.48	34,956.11	38,698.97	1,09,691.46	1,02,999.30	97,609.20	92,565.10	20.
	45,067.28	38,112.91	41,855.77	1,12,848.26	1,06,156.10	1,00,766.00	95,721.90	21.
	-	-	-	-	-	-	-	22.

Independent Auditors' Report

To the Members of Ingersoll-Rand (India) Limited Report on the Audit of the Financial Statements

Opinion

We have audited the accompanying financial statements of **Ingersoll-Rand (India) Limited** ("the Company"), which comprise the Balance Sheet as at March 31, 2024, and the Statement of Profit and Loss (including Other Comprehensive Income), the Statement of Cash Flows and the Statement of Changes in Equity for the year ended on that date, and notes to the financial statements, including a summary of material accounting policies and other explanatory information.

In our opinion and to the best of our information and according to the explanations given to us, the aforesaid financial statements give the information required by the Companies Act, 2013 ("the Act") in the manner so required and give a true and fair view in conformity with the Indian Accounting Standards prescribed under section 133 of the Act, ("Ind AS") and other accounting principles generally accepted in India, of the state of affairs of the Company as at March 31, 2024, and its profit, total comprehensive income, its cash flows and the changes in equity for the year ended on that date.

Basis for Opinion

We conducted our audit of the financial statements in accordance with the Standards on Auditing ("SAs") specified under section 143(10) of the Act. Our responsibilities under those Standards are further described in the *Auditor's Responsibility for the Audit of the Financial Statements* section of our report. We are independent of the Company in accordance with the Code of Ethics issued by the Institute of Chartered Accountants of India ("ICAI") together with the ethical requirements that are relevant to our audit of the financial statements under the provisions of the Act and the Rules made thereunder, and we have fulfilled our other ethical responsibilities in accordance with these requirements and the ICAI's Code of Ethics. We believe that the audit evidence obtained by us is sufficient and appropriate to provide a basis for our audit opinion on the financial statements.

Key Audit Matters

Key audit matters are those matters that, in our professional judgment, were of most significance in our audit of the financial statements of the current period. These matters were addressed in the context of our audit of the financial statements as a whole, and in forming our opinion thereon, and we do not provide a separate opinion on these matters. We have determined the matters described below to be the key audit matters to be communicated in our report.

Key Audit Matter	Auditor's Response
<p>Revenue recognition from sale of goods (as described in note 3.3 of the financial statements):</p> <p>The Company recognizes revenue as per Ind AS 115-Revenue from contracts with customers. The Company identifies the performance obligation and assesses the satisfaction of the performance obligation for the purpose of recognizing revenue. Sale of products forms a significant component of the total revenue where the revenue is recognized on transfer of control of the products to the end customer. The transfer of control is assessed based on the inco-terms agreed with the end customer. We consider revenue recognition to be a key area of focus for our audit due to:</p> <ul style="list-style-type: none">• the existence of large number of contracts with customers;• value of the sales transactions at the period end date; and• management's determination of the point of transfer of control for sales reversal.	<p>Our audit procedures included the following:</p> <ul style="list-style-type: none">• We read and evaluated the Company's revenue recognition policy and assessed its compliance in terms of Ind AS 115 'Revenue from contracts with customers'.• Evaluated the integrity of the general information and technology control environment and tested the operating effectiveness of IT controls over recognition of revenue.• We evaluated the design of controls and performed procedures to test implementation and operating effectiveness of management's process of recognizing the revenue from sales of goods with regard to the timing of the revenue recognition as per the sales terms with the customers• We performed audit procedures on a representative sample of the sales transactions to test that the revenues and related trade receivables are recorded taking into consideration the terms and conditions of the sale orders, including the shipping terms.• We performed audit procedures relating to revenue recognition by agreeing deliveries occurring around the year end to supporting documentation to establish that sales and corresponding trade receivables are recorded in the correct period.

Independent Auditors' Report (Contd.)

Information Other than the Financial Statements and Auditor's Report Thereon

The Company's Board of Directors is responsible for the other information. The other information comprises the Management Reports such as Management Discussion and Analysis (but does not include the financial statements and our auditor's report thereon) which we obtained prior to the date of this auditor's report, and the remaining sections of Annual Report, which is expected to be made available to us after that date.

- Our opinion on the financial statements does not cover the other information and we do not and will not express any form of assurance conclusion thereon.
- In connection with our audit of the financial statements, our responsibility is to read the other information identified above when it becomes available and, in doing so, consider whether the other information is materially inconsistent with the financial statements or our knowledge obtained during the course of our audit or otherwise appears to be materially misstated.
- If, based on the work we have performed on the other information that we obtained prior to the date of this auditor's report, we conclude that there is a material misstatement of this other information, we are required to report that fact. We have nothing to report in this regard.

Responsibilities of Management and Those Charged with Governance for the Financial Statements

The Company's Board of Directors is responsible for the matters stated in section 134(5) of the Act with respect to the preparation of these financial statements that give a true and fair view of the financial position, financial performance including other comprehensive income, cash flows and changes in equity of the Company in accordance with the accounting principles generally accepted in India, including Ind AS specified under section 133 of the Act. This responsibility also includes maintenance of adequate accounting records in accordance with the provisions of the Act for safeguarding the assets of the Company and for preventing and detecting frauds and other irregularities; selection and application of appropriate accounting policies; making judgments and estimates that are reasonable and prudent; and design, implementation and maintenance of adequate internal financial controls, that were operating effectively for ensuring the accuracy and completeness of the accounting records, relevant to the preparation and presentation of the financial statements that give a true and fair view and are free from material misstatement, whether due to fraud or error.

In preparing the financial statements, management and Board of Directors is responsible for assessing the Company's ability to continue as a going concern, disclosing, as applicable, matters related to going concern and using the going concern basis of accounting unless the Board of Directors either intend to liquidate the Company or to cease operations, or has no realistic alternative but to do so.

The Company's Board of Directors are also responsible for overseeing the Company's financial reporting process.

Auditor's Responsibility for the Audit of the Financial Statements

Our objectives are to obtain reasonable assurance about whether the financial statements as a whole are free from material misstatement, whether due to fraud or error, and to issue an auditor's report that includes our opinion. Reasonable assurance is a high level of assurance but is not a guarantee that an audit conducted in accordance with SAs will always detect a material misstatement when it exists. Misstatements can arise from fraud or error and are considered material if, individually or in the aggregate, they could reasonably be expected to influence the economic decisions of users taken on the basis of these financial statements.

As part of an audit in accordance with SAs, we exercise professional judgment and maintain professional skepticism throughout the audit. We also:

- Identify and assess the risks of material misstatement of the financial statements, whether due to fraud or error, design and perform audit procedures responsive to those risks, and obtain audit evidence that is sufficient and appropriate to provide a basis for our opinion. The risk of not detecting a material misstatement resulting from fraud is higher than for one resulting from error, as fraud may involve collusion, forgery, intentional omissions, misrepresentations, or the override of internal control.

Independent Auditors' Report (Contd.)

- Obtain an understanding of internal financial controls relevant to the audit in order to design audit procedures that are appropriate in the circumstances. Under section 143(3)(i) of the Act, we are also responsible for expressing our opinion on whether the Company has adequate internal financial controls with reference to financial statements in place and the operating effectiveness of such controls.
- Evaluate the appropriateness of accounting policies used and the reasonableness of accounting estimates and related disclosures made by the management.
- Conclude on the appropriateness of management's use of the going concern basis of accounting and, based on the audit evidence obtained, whether a material uncertainty exists related to events or conditions that may cast significant doubt on the Company's ability to continue as a going concern. If we conclude that a material uncertainty exists, we are required to draw attention in our auditor's report to the related disclosures in the financial statements or, if such disclosures are inadequate, to modify our opinion. Our conclusions are based on the audit evidence obtained up to the date of our auditor's report. However, future events or conditions may cause the Company to cease to continue as a going concern.
- Evaluate the overall presentation, structure and content of the financial statements, including the disclosures, and whether the financial statements represent the underlying transactions and events in a manner that achieves fair presentation.

Materiality is the magnitude of misstatements in the financial statements that, individually or in aggregate, makes it probable that the economic decisions of a reasonably knowledgeable user of the financial statements may be influenced. We consider quantitative materiality and qualitative factors in (i) planning the scope of our audit work and in evaluating the results of our work; and (ii) to evaluate the effect of any identified misstatements in the financial statements.

We communicate with those charged with governance regarding, among other matters, the planned scope and timing of the audit and significant audit findings, including any significant deficiencies in internal financial controls that we identify during our audit.

We also provide those charged with governance with a statement that we have complied with relevant ethical requirements regarding independence, and to communicate with them all relationships and other matters that may reasonably be thought to bear on our independence, and where applicable, related safeguards.

From the matters communicated with those charged with governance, we determine those matters that were of most significance in the audit of the financial statements of the current period and are therefore the key audit matters. We describe these matters in our auditor's report unless law or regulation precludes public disclosure about the matter or when, in extremely rare circumstances, we determine that a matter should not be communicated in our report because the adverse consequences of doing so would reasonably be expected to outweigh the public interest benefits of such communication.

Report on Other Legal and Regulatory Requirements

1. As required by Section 143(3) of the Act, based on our audit, we report that:
 - a) We have sought and obtained all the information and explanations which to the best of our knowledge and belief were necessary for the purposes of our audit.
 - b) In our opinion, proper books of account as required by law have been kept by the Company so far as it appears from our examination of those books, except for not keeping backup on a daily basis of such books of account maintained in electronic mode in a server physically located in India (refer Note 37 to the financial statements) and not complying with the requirement of audit trail as stated in (i)(vi) below.
 - c) The Balance Sheet, the Statement of Profit and Loss including Other Comprehensive Income, the Statement of Cash Flows and Statement of Changes in Equity dealt with by this Report are in agreement with the books of account.
 - d) In our opinion, the aforesaid financial statements comply with the Ind AS specified under Section 133 of the Act.

Independent Auditors' Report (Contd.)

- e) On the basis of the written representations received from the directors as on March 31, 2024 taken on record by the Board of Directors, none of the directors is disqualified as on March 31, 2024 from being appointed as a director in terms of Section 164(2) of the Act.
- f) The modifications relating to the maintenance of accounts and other matters connected therewith are as stated in paragraph (b) above.
- g) With respect to the adequacy of the internal financial controls with reference to standalone financial statements of the Company and the operating effectiveness of such controls, refer to our separate Report in "Annexure A". Our report expresses an unmodified opinion on the adequacy and operating effectiveness of the Company's internal financial controls with reference to financial statements.
- h) With respect to the other matters to be included in the Auditor's Report in accordance with the requirements of section 197(16) of the Act, as amended, in our opinion and to the best of our information and according to the explanations given to us, the remuneration paid by the Company to its directors during the year is in accordance with the provisions of section 197 of the Act.
- i) With respect to the other matters to be included in the Auditor's Report in accordance with Rule 11 of the Companies (Audit and Auditors) Rules, 2014, as amended in our opinion and to the best of our information and according to the explanations given to us:
 - i. The Company has disclosed the impact of pending litigations on its financial position in its financial statements - Refer Note 12 and 25 to the financial statements;
 - ii. The Company did not have any long-term contracts including derivative contracts for which there were any material foreseeable losses.
 - iii. There has been no delay in transferring amounts, required to be transferred, to the Investor Education and Protection Fund by the Company.
 - iv.
 - a. The Management has represented that, to the best of its knowledge and belief, as disclosed in the Note 39 to the financial statements no funds have been advanced or loaned or invested (either from borrowed funds or share premium or any other sources or kind of funds) by the Company to or in any other person(s) or entity(ies), including foreign entities ("Intermediaries"), with the understanding, whether recorded in writing or otherwise, that the Intermediary shall, directly or indirectly lend or invest in other persons or entities identified in any manner whatsoever by or on behalf of the Company ("Ultimate Beneficiaries") or provide any guarantee, security or the like on behalf of the Ultimate Beneficiaries.
 - b. The Management has represented, that, to the best of its knowledge and belief, as disclosed in the Note 39 to the financial statements, no funds have been received by the Company from any person(s) or entity(ies), including foreign entities ("Funding Parties"), with the understanding, whether recorded in writing or otherwise, that the Company shall, directly or indirectly, lend or invest in other persons or entities identified in any manner whatsoever by or on behalf of the Funding Party ("Ultimate Beneficiaries") or provide any guarantee, security or the like on behalf of the Ultimate Beneficiaries.
 - c. Based on the audit procedures performed that have been considered reasonable and appropriate in the circumstances, nothing has come to our notice that has caused us to believe that the representations under sub-clause (i) and (ii) of Rule 11(e), as provided under (a) and (b) above, contain any material misstatement.
 - v. The final dividend proposed in the previous year, declared and paid by the Company during the year is in accordance with section 123 of the Act, as applicable.

The interim dividend declared and paid by the Company during the year and until the date of this report is in accordance with section 123 of the Companies Act 2013.

Independent Auditors' Report (Contd.)

As stated in Note 40 to the financial statements, the Board of Directors of the Company has proposed final dividend for the year which is subject to the approval of the members at the ensuing Annual General Meeting. Such dividend proposed is in accordance with section 123 of the Act, as applicable.

- vi. Based on our examination, which included test checks, the Company has used accounting software(s) for maintaining its books of account for the year ended March 31, 2024, wherein (refer Note 38 to the financial statements):
- in respect of an accounting software, which has a feature of recording audit trail (edit log) facility and the same has operated throughout the year for all relevant transactions recorded in the software except that audit trail was not enabled for changes made (if any) by certain privileged/ administrative users and audit trail was not enabled at audit trail log tables. Accordingly, we are unable to comment whether the audit trail has been tampered with.
 - in respect of software(s) operated by third party software service providers for maintaining certain revenue records and for payroll records, in the absence of an independent auditor's system and organisation controls reports covering the audit trail requirement, we are unable to comment whether the audit trail feature of the said software was enabled and operated for all relevant transactions recorded in the software or whether there was any instance of the audit trail feature been tampered with.

As proviso to Rule 3(1) of the Companies (Accounts) Rules, 2014 is applicable from April 1, 2023, reporting under Rule 11 (g) of the Companies (Audit and Auditors) Rules, 2014 on preservation of audit trail as per the statutory requirements for record retention is not applicable for the year ended March 31, 2024.

2. As required by the Companies (Auditor's Report) Order, 2020 ("the Order") issued by the Central Government in terms of Section 143(11) of the Act, we give in "Annexure B" a statement on the matters specified in paragraphs 3 and 4 of the Order.

For Deloitte Haskins & Sells
Chartered Accountants
(Firm's Registration No. 008072S)

Place: Chennai
Date: May 28, 2024
Ref: EKP/RK/HG/2024

Krishna Prakash E
(Partner)
(Membership No. 216015)
UDIN : 24216015BKCPZN5730

Annexure- A to the Independent Auditor's Report

(Referred to in paragraph 1(g) under 'Report on Other Legal and Regulatory Requirements' section of our report of even date)

Report on the Internal Financial Controls with reference to financial statements under Clause (i) of Sub-section 3 of Section 143 of the Companies Act, 2013 ("the Act")

We have audited the internal financial controls with reference to financial statements of **Ingersoll-Rand (India) Limited** ("the Company") as at March 31, 2024 in conjunction with our audit of the financial statements of the Company for the year ended on that date.

Management's Responsibility for Internal Financial Controls

The Company's management is responsible for establishing and maintaining internal financial controls with reference to financial statements based on the internal control with reference to financial statements criteria established by the Company considering the essential components of internal control stated in the Guidance Note on Audit of Internal Financial Controls Over Financial Reporting issued by the Institute of Chartered Accountants of India. These responsibilities include the design, implementation and maintenance of adequate internal financial controls that were operating effectively for ensuring the orderly and efficient conduct of its business, including adherence to the company's policies, the safeguarding of its assets, the prevention and detection of frauds and errors, the accuracy and completeness of the accounting records, and the timely preparation of reliable financial information, as required under the Companies Act, 2013.

Auditor's Responsibility

Our responsibility is to express an opinion on the Company's internal financial controls with reference to financial statements of the Company based on our audit. We conducted our audit in accordance with the Guidance Note on Audit of Internal Financial Controls Over Financial Reporting (the "Guidance Note") issued by the Institute of Chartered Accountants of India and the Standards on Auditing prescribed under Section 143(10) of the Companies Act, 2013, to the extent applicable to an audit of internal financial controls with reference to financial statements. Those Standards and the Guidance Note require that we comply with ethical requirements and plan and perform the audit to obtain reasonable assurance about whether adequate internal financial controls with reference to financial statements was established and maintained and if such controls operated effectively in all material respects.

Our audit involves performing procedures to obtain audit evidence about the adequacy of the internal financial controls with reference to financial statements and their operating effectiveness. Our audit of internal financial controls with reference to financial statements included obtaining an understanding of internal financial controls with reference to financial statements, assessing the risk that a material weakness exists, and testing and evaluating the design and operating effectiveness of internal control based on the assessed risk. The procedures selected depend on the auditor's judgement, including the assessment of the risks of material misstatement of the financial statements, whether due to fraud or error.

We believe that the audit evidence we have obtained is sufficient and appropriate to provide a basis for our audit opinion on the Company's internal financial controls with reference to financial statements.

Meaning of Internal Financial Controls with reference to financial statements

A company's internal financial control with reference to financial statements is a process designed to provide reasonable assurance regarding the reliability of financial reporting and the preparation of financial statements for external purposes in accordance with generally accepted accounting principles. A company's internal financial control with reference to financial statements includes those policies and procedures that (1) pertain to the maintenance of records that, in reasonable detail, accurately and fairly reflect the transactions and dispositions of the assets of the company; (2) provide reasonable assurance that transactions are recorded as necessary to permit preparation of financial statements in accordance with generally accepted accounting principles, and that receipts and expenditures of the company are being made only in accordance with authorisations of management and directors of the company; and (3) provide reasonable assurance regarding prevention or timely detection of unauthorised acquisition, use, or disposition of the company's assets that could have a material effect on the financial statements.

Annexure- A to the Independent Auditor's Report (Contd.)

Inherent Limitations of Internal Financial Controls with reference to financial statements

Because of the inherent limitations of internal financial controls with reference to financial statements, including the possibility of collusion or improper management override of controls, material misstatements due to error or fraud may occur and not be detected. Also, projections of any evaluation of the internal financial controls with reference to financial statements to future periods are subject to the risk that the internal financial control with reference to financial statements may become inadequate because of changes in conditions, or that the degree of compliance with the policies or procedures may deteriorate.

Opinion

In our opinion, to the best of our information and according to the explanations given to us, the Company has, in all material respects, an adequate internal financial controls with reference to financial statements and such internal financial controls with reference to financial statements were operating effectively as at March 31, 2024, based on the criteria for internal financial control with reference to financial statements established by the Company considering the essential components of internal control stated in the Guidance Note on Audit of Internal Financial Controls Over Financial Reporting issued by the Institute of Chartered Accountants of India.

For Deloitte Haskins & Sells
Chartered Accountants
(Firm's Registration No. 008072S)

Place: Chennai
Date: May 28, 2024
Ref: EKP/RK/HG/2024

Krishna Prakash E
(Partner)
(Membership No. 216015)
UDIN : 24216015BKCPZN5730

Annexure- B to the Independent Auditor's Report

(Referred to in paragraph 2 under 'Report on Other Legal and Regulatory Requirements' Section of our report of even date)

In terms of the information and explanations sought by us and given by the Company and the books of account and records examined by us in the normal course of audit and to the best of our knowledge and belief, we state that:

- (i) a) In respect of Company's Property, Plant and Equipment and Intangible assets:
 - A) The Company has maintained proper records showing full particulars, including quantitative details and situation of Property, Plant and Equipment.
 - B) The Company has maintained proper records showing full particulars of intangible assets.
- b) The Company has a program of verification of property, plant and equipment, capital work-in-progress and right-of-use assets so to cover all the items in a phased manner over a period of three years which, in our opinion, is reasonable having regard to the size of the Company and the nature of its assets. Pursuant to the program certain property, plant and equipment were due for verification during the year and were physically verified by the Management during the year. According to the information and explanations given to us, no material discrepancies were noticed on such verification.
- c) The Company does not have any immovable properties of freehold land and buildings constructed on such freehold land which is disclosed as property, plant and equipment in the financial statements. In respect of immovable properties of land and buildings that have been taken on lease and disclosed as right-of-use assets in the financial statements, the lease agreements are in the name of the Company, where the Company is lessee in the agreement.
- d) The Company has not revalued any of its property, plant and equipment (including right of-use assets) and intangible assets during the year.
- e) No proceedings have been initiated during the year or are pending against the Company as at March 31, 2024 for holding any benami property under the Benami Transactions (Prohibition) Act, 1988 (as amended in 2016) and rules made thereunder.
- (ii) a) The inventories except for goods-in-transit, were physically verified during the year by the Management at reasonable intervals. In our opinion and based on information and explanations given to us, the coverage and procedure of such verification by the Management is appropriate having regard to the size of the Company and the nature of its operations. For goods in transit, the goods have been received subsequently and the evidence of receipts has been linked with inventory records. No discrepancies of 10% or more in the aggregate for each class of inventories were noticed on such physical verification of inventories/alternate procedures performed as applicable, when compared with the books of account.
- b) According to the information and explanations given to us, the Company has been sanctioned working capital limits in excess of Rs. 5 crores, in aggregate, at points of time during the year, from banks or financial institutions on the basis of security of current assets. In our opinion and according to the information and explanations given to us, the periodic returns filed by the Company with such banks or financial institutions are in agreement with the unaudited books of account of the Company of the respective quarters.
- (iii) The Company has not made any investments in, provided any guarantee or security, and granted any loans or advances in the nature of loans, secured or unsecured, to companies, firms, Limited Liability Partnerships or any other parties during the year and hence reporting under clause (iii) of the Order is not applicable.
- (iv) According to the information and explanation given to us, the Company has not granted any loans, made investments or provided guarantees or securities that are covered under provisions of section 185 or 186 of the Companies Act, 2013 and hence reporting under clause (iv) of the Order is not applicable.
- (v) The Company has not accepted any deposit or amounts which are deemed to be deposits. Hence reporting under clause (v) of the Order is not applicable.

Annexure- B to the Independent Auditor's Report (Contd.)

(vi) The maintenance of cost records has been specified by the Central Government under section 148(1) of the Companies Act, 2013. We have broadly reviewed the books of accounts maintained by the Company pursuant to the the Companies (Cost Records and Audit) Rules, 2014, as amended, prescribed by the Central Government for maintenance of cost records under Section 148(1) of the Act and are of the opinion that prima facie, the prescribed cost records have been made and maintained by the Company. We have, however, not made a detailed examination of the cost records with a view to determine whether they are accurate or complete.

(vii) In respect of statutory dues:

(a) In our opinion, the Company has generally been regular in depositing undisputed statutory dues, including Goods and Services tax, Provident Fund, Employees' State Insurance, Income Tax, Sales Tax, Service Tax, duty of Custom, duty of Excise, Value Added Tax, Cess and other material statutory dues applicable to it with the appropriate authorities.

There were no undisputed amounts payable in respect of Goods and Service tax, Provident Fund, Employees' State Insurance, Income Tax, Sales Tax, Service Tax, duty of Custom, duty of Excise, Value Added Tax, Cess and other material statutory dues in arrears as at March 31, 2024 for a period of more than six months from the date they became payable.

(b) Details of statutory dues referred to in sub clause (a) above which have not been deposited as on March 31, 2024 on account of disputes are given below:

Name of the Statute	Nature of the dues	Amount involved (Rs in lacs)	Period to which amount relates	Forum where dispute is pending
Income Tax Act, 1961	Income tax	162.40 (149.18) *	AY 2003-04 and AY 2005-06	High Court of Karnataka
Income Tax Act, 1961	Income tax	534.56 (237.67)*	AY 2017-18	Commissioner of Income Tax (Appeals)
Income Tax Act, 1961	Income tax	146.90 (146.81) *	AY 2004-05 and AY 2009-10	Deputy Commissioner- Income Tax
Income Tax Act, 1961	Income tax	309.63 (25.77)*	AY 2018-19	Income Tax Appellate Tribunal, Bangalore
The Central Excise Act, 1944	Excise Duty	67.06	FY 2007-08	The Commissioner of Central Excise (Appeals) Bengaluru
The Finance Act, 1994	Service Tax	794.54 (39.55)*	FY 2008-2016	CESTAT, Ahmedabad
The Finance Act, 1994	Service Tax	124.01	FY 2008-2016	Joint Commissioner of Central Excise
The Finance Act, 1994	Service Tax	717.10 (33.12)*	FY 2011-16	CESTAT, Ahmedabad
The Finance Act, 1994	Service Tax	7.67 (0.46)*	FY 2015-17	CESTAT, Ahmedabad
The Central Sales Tax, 1956	Sales Tax	165.42 (118.50)*	FY 2010-11	The Gujarat Value Added Tax Tribunal, Ahmedabad

*Amount represents payment made under protest

(viii) There were no transactions relating to previously unrecorded income that were surrendered or disclosed as income in the tax assessments under the Income Tax Act, 1961 (43 of 1961) during the year.

Annexure- B to the Independent Auditor's Report (Contd.)

- (ix) a) The Company has not taken any loans or other borrowings from any lender. Hence reporting under clause (ix) (a) of the Order is not applicable to the Company.
- b) The Company has not been declared wilful defaulter by any bank or financial institution or government or any government authority.
- c) The Company has not obtained any term loans during the year and there are no outstanding term loans at the beginning of the year and hence, reporting under clause (ix)(c) of the Order is not applicable to the Company.
- d) On an overall examination of the financial statements of the Company, funds raised on short-term basis have, prima facie, not been used during the year for long-term purposes by the Company.
- e) The Company did not have any subsidiary or associate or joint venture during the year and hence reporting under clause (ix)(e) of the Order is not applicable to the Company.
- f) The Company has not raised any loans during the year and hence reporting on clause (ix)(f) of the Order is not applicable.
- (x) a) The Company has not raised moneys by way of initial public offer or further public offer (including debt instruments) or term loans and hence reporting under clause (x)(a) of the Order is not applicable.
- b) During the year, the Company has not made any preferential allotment or private placement of shares or convertible debentures (fully or partially or optionally) and hence reporting under clause (x)(b) of the Order is not applicable.
- (xi) a) To the best of our knowledge, no fraud by the Company and no material fraud on the Company has been noticed or reported during the year.
- b) To the best of our knowledge, no report under sub-section (12) of Section 143 of the Companies Act has been filed in Form ADT-4 as prescribed under rule 13 of Companies (Audit and Auditors) Rules, 2014 with the Central Government, during the year and upto the date of this report.
- c) As represented to us by the Management, there were no whistle blower complaints received by the Company during the year and up to the date of this report.
- (xii) The Company is not a Nidhi Company and hence reporting under clause (xii) of the Order is not applicable.
- (xiii) In our opinion, the Company is in compliance with Section 177 and 188 of the Companies Act, 2013 for all transactions with the related parties and the details of related party transactions have been disclosed in the financial statements etc. as required by the applicable accounting standards.
- (xiv) a) In our opinion the Company has an adequate internal audit system commensurate with the size and the nature of its business.
- b) We have considered the internal audit reports issued to the Company during the year and for the period under audit.
- (xv) In our opinion, during the year the Company has not entered into any non-cash transactions with any of its directors or persons connected with such directors and hence provisions of Section 192 of the Companies Act, 2013 are not applicable to the Company.
- (xvi) a) The Company is not required to be registered under section 45-IA of the Reserve Bank of India Act, 1934. Hence, reporting under clause (xvi)(a), (b) and (c) of the Order is not applicable.
- b) In our opinion, there is no core investment Company within the Group (as defined in the Core Investment Companies (Reserve Bank) Directions, 2016) and accordingly reporting under clause (xvi)(d) of the Order is not applicable.

Annexure- B to the Independent Auditor's Report (Contd.)

- (xvii) The Company has not incurred cash losses during the financial year covered by our audit and the immediately preceding financial year.
- (xviii) There has been no resignation of the statutory auditors of the Company during the year.
- (xix) On the basis of the financial ratios, ageing and expected dates of realization of financial assets and payment of financial liabilities, other information accompanying the financial statements and our knowledge of the Board of Directors and Management plans and based on our examination of the evidence supporting the assumptions, nothing has come to our attention, which causes us to believe that any material uncertainty exists as on the date of the audit report indicating that Company is not capable of meeting its liabilities existing at the date of balance sheet as and when they fall due within a period of one year from the balance sheet date. We, however, state that this is not an assurance as to the future viability of the Company. We further state that our reporting is based on the facts up to the date of the audit report and we neither give any guarantee nor any assurance that all liabilities falling due within a period of one year from the balance sheet date, will get discharged by the Company as and when they fall due.
- (xx) The Company has fully spent the required amount towards corporate social responsibility (CSR) and there are no unspent CSR amount for the year requiring a transfer to a Fund specified in schedule VII to the companies act or special account in compliance with provision of sub section (6) of section 135 of the said act. Accordingly reporting under clause (xx) of the Order is not applicable for the year.

For Deloitte Haskins & Sells
Chartered Accountants
(Firm's Registration No. 008072S)

Place: Chennai
Date: May 28, 2024
Ref: EKP/RK/HG/2024

Krishna Prakash E
(Partner)
(Membership No. 216015)
UDIN : 24216015BKCPZN5730

Balance Sheet

(All amounts in Rupees Lakhs, unless otherwise stated)

	Notes	As at	
		March 31, 2024	March 31, 2023
Assets			
Non-current assets			
Property, plant and equipment	4	10,025.78	10,527.69
Capital work-in-progress	4A	612.84	400.30
Right-of-use assets	32B(a)	3,935.63	494.58
Intangible assets	4	9.78	17.62
Financial assets			
(i) Other financial assets	5.4	215.34	283.01
Deferred tax assets (net)	6	564.05	123.24
Income tax assets (net)	9	1,919.42	1,371.08
Other non-current assets	7	1,247.63	491.06
Total non-current assets		18,530.47	13,708.58
Current assets			
Inventories	8	17,473.50	16,208.91
Financial assets			
(i) Trade receivables	5.1	24,887.38	26,790.82
(ii) Cash and cash equivalents	5.2	22,037.13	27,294.55
(iii) Bank balances other than (ii) above	5.3	255.01	227.97
(iv) Other financial assets	5.4	527.53	482.70
Other current assets	7	1,496.24	1,194.94
Total current assets		66,676.79	72,199.89
Total assets		85,207.26	85,908.47
Equity and Liabilities			
Equity			
Equity share capital	10.1	3,156.80	3,156.80
Other equity	10.2	54,870.40	54,646.52
Total equity		58,027.20	57,803.32
Liabilities			
Non-current liabilities			
Financial liabilities			
(i) Lease liabilities	11.2	401.67	123.21
Provisions	12	19.76	13.59
Other non-current liabilities	15	781.95	353.64
Total non-current liabilities		1,203.38	490.44
Current liabilities			
Financial liabilities			
(i) Lease liabilities	11.2	205.67	338.73
(ii) Trade payables	14		
Total outstanding dues to micro enterprises and small enterprises		2,178.37	3,142.99
Total outstanding dues to creditors other than micro enterprises and small enterprises		13,542.99	16,254.01
(iii) Other financial liabilities	11.1	2,732.98	866.41
Provisions	12	535.88	373.10
Employee benefit obligations	13	402.69	523.39
Current tax liabilities (net)		815.14	629.66
Other current liabilities	15	5,562.96	5,486.42
Total current liabilities		25,976.68	27,614.71
Total liabilities		27,180.06	28,105.15
Total equity and liabilities		85,207.26	85,908.47

The above balance sheet should be read in conjunction with the accompanying notes.

This is the Balance Sheet referred to in our report of even date

for and on behalf of Board of Directors of
Ingersoll - Rand (India) Limited
CIN: L05190KA1921PLC036321

for Deloitte Haskins & Sells
Chartered Accountants
Firm's registration number : 0080725

Sekhar Natarajan
Chairman
DIN: 01031445
Place: Bengaluru
Date: May 28, 2024

Sunil Khanduja
Director - Operations
DIN: 10041581
Place: Bengaluru
Date: May 28, 2024

Krishna Prakash E
Partner
Membership Number: 216015
Place: Chennai
Date: May 28, 2024

P. R. Shubhakar
Chief Financial Officer & Company Secretary
DIN: 06688703
Place: Bengaluru
Date: May 28, 2024

Statement of Profit and Loss

(All amounts in Rupees Lakhs, unless otherwise stated)

	Notes	Year ended	
		March 31, 2024	March 31, 2023
Income			
Revenue from operations	16	121,369.41	115,079.17
Other income	17	2,750.33	1,927.34
Total income		<u>124,119.74</u>	<u>117,006.51</u>
Expenses			
Cost of materials consumed	18	67,142.20	66,609.30
Purchases of stock-in-trade		2,499.72	1,948.39
Changes in inventories of work-in-progress, stock-in-trade and finished goods	19	(519.71)	143.72
Employee benefits expense	20	11,942.03	11,103.98
Finance costs	21	206.86	240.68
Depreciation and amortisation expense	22	1,773.70	1,633.02
Other expenses	23	11,271.02	10,697.52
Total expenses		<u>94,315.82</u>	<u>92,376.61</u>
Profit before tax		29,803.92	24,629.90
Tax expenses	24		
Current tax		8,028.00	6,443.00
Deferred tax		(472.48)	(74.40)
Current tax relating to prior years (net)		9.69	(2.50)
Total tax expenses		<u>7,565.21</u>	<u>6,366.10</u>
Profit for the year		<u>22,238.71</u>	<u>18,263.80</u>
Other comprehensive income, net of income tax			
Items that will not be reclassified to profit or loss			
Gain/ (loss) on remeasurements of defined benefit obligations		125.83	7.66
Income tax relating to this item credit/ (charge)		(31.67)	(1.93)
		<u>94.16</u>	<u>5.73</u>
Other comprehensive income, net of income tax		<u>94.16</u>	<u>5.73</u>
Total comprehensive income for the year		<u>22,332.87</u>	<u>18,269.53</u>
Earnings per equity share			
[Nominal value per share Rs.10 (March 31, 2023: Rs.10)]			
Basic and Diluted	26	70.45	57.86

The above statement of profit and loss should be read in conjunction with the accompanying notes.

This is the Statement of Profit and Loss referred to in our report of even date

for and on behalf of Board of Directors of
Ingersoll - Rand (India) Limited
CIN: L05190KA1921PLC036321

for **Deloitte Haskins & Sells**
Chartered Accountants
Firm's registration number : 0080725

Sekhar Natarajan
Chairman
DIN: 01031445
Place: Bengaluru
Date: May 28, 2024

Sunil Khanduja
Director - Operations
DIN: 10041581
Place: Bengaluru
Date: May 28, 2024

Krishna Prakash E
Partner
Membership Number: 216015
Place: Chennai
Date: May 28, 2024

P. R. Shubhakar
Chief Financial Officer & Company Secretary
DIN: 06688703
Place: Bengaluru
Date: May 28, 2024

Statement of Cash Flows

(All amounts in Rupees Lakhs, unless otherwise stated)

Particulars	Notes	Year Ended	
		March 31, 2024	March 31, 2023
A. Cash flow from operating activities			
Profit for the year		22,238.71	18,263.80
Adjustments for:			
Tax expenses	24	7,565.21	6,366.10
Depreciation and amortisation expense	22	1,773.70	1,633.02
Finance costs	21	206.86	240.68
Interest income	17	(1,910.80)	(1,106.66)
Net (gain)/ loss on disposal of property, plant and equipment		0.91	4.89
Employee stock option compensation		(11.39)	156.18
Unrealised foreign exchange (gain)/ loss		(8.12)	125.69
Change in operating assets and liabilities			
Changes in other non-current assets		38.43	18.41
Changes in inventories		(1,264.59)	(135.62)
Changes in trade receivables		1,909.30	(4,902.71)
Changes in other financial assets		(91.52)	30.21
Changes in other current assets		(301.30)	505.76
Changes in other financial liabilities		1,511.39	(620.65)
Changes in provisions		168.95	34.46
Changes in employee benefit obligations		5.13	21.77
Changes in other non-current liabilities		428.31	80.88
Changes in trade payables		(3,671.94)	(617.55)
Changes in other current liabilities		(8.95)	899.94
Cash generated from operations		28,578.29	20,998.60
Income taxes paid (net of refunds)		(7,886.76)	(6,192.38)
Net cash inflow from operating activities		20,691.53	14,806.22
B. Cash flows from investing activities			
Payment for purchase/ construction of property, plant and equipment and right-of-use assets (including capital work-in progress)		(4,879.74)	(1,482.71)
Proceeds from sale of property, plant and equipment		4.33	(0.01)
Interest received		1,440.66	1,017.94
Net cash (outflow) / inflow from investing activities		(3,434.75)	(464.78)

Statement of Cash Flows (Contd.)

(All amounts in Rupees Lakhs, unless otherwise stated)

Particulars	Notes	Year Ended	
		March 31, 2024	March 31, 2023
C. Cash flows from financing activities			
Dividends paid	40	(22,097.70)	(15,784.32)
Payment of lease liabilities	32B	(336.31)	(335.65)
Interest paid [including interest on lease liabilities of Rs. 22.65 (March 31, 2023: Rs. 50.05)]		(78.74)	(50.05)
Net cash outflow from financing activities		(22,512.75)	(16,170.02)
Net Increase/ (decrease) in cash and cash equivalents		(5,255.97)	(1,828.58)
Cash and Cash equivalents at the beginning of the year		27,294.55	29,168.54
Effect of exchange differences on balances with banks in foreign currency		(1.45)	(45.41)
Cash and Cash equivalents at the end of the year		22,037.13	27,294.55
Cash and cash equivalents comprise of:			
Balances with banks (including demand deposits)		22,037.13	27,294.55
Total		22,037.13	27,294.55

Notes:

- 1 Refer note 32B for reconciliation of movement of lease liabilities to cash flows arising from financing activities.
- 2 The above Statement of Cash Flows has been compiled from and is based on the Balance Sheet as at March 31, 2024 and the Statement of Profit and Loss for the year ended on that date.
- 3 The above Statement of Cash Flows has been prepared under the indirect method in consonance with the requirements of Indian Accounting Standard (Ind AS) - 7 on Statement of Cash Flows.

This is the Statement of Cash Flows referred to in our report of even date

for **Deloitte Haskins & Sells**
Chartered Accountants
Firm's registration number : 0080725

Krishna Prakash E
Partner
Membership Number: 216015

Place: Chennai
Date: May 28, 2024

for and on behalf of Board of Directors of
Ingersoll - Rand (India) Limited
CIN: L05190KA1921PLC036321

Sekhar Natarajan
Chairman
DIN: 01031445
Place: Bengaluru
Date: May 28, 2024

P. R. Shubhakar
Chief Financial Officer & Company
Secretary
DIN: 06688703
Place: Bengaluru
Date: May 28, 2024

Sunil Khanduja
Director - Operations
DIN: 10041581
Place: Bengaluru
Date: May 28, 2024

Statement of Changes in Equity

(All amounts in Rupees Lakhs, unless otherwise stated)

					Amount
A. Equity share capital					
As at April 1, 2022					3,156.80
Changes in equity share capital					-
As at March 31, 2023					3,156.80
Changes in equity share capital					-
As at March 31, 2024					<u>3,156.80</u>
B. Other equity					
	Reserves and surplus			Items of OCI	Total other equity
	General reserve	Retained earnings	Other reserves	Remeasurements of the net defined benefit plan	
Balance at April 1, 2022	30,301.90	22,157.18	98.34	(525.58)	52,031.84
Profit for the year	-	18,263.80	-	-	18,263.80
Other comprehensive income	-	-	-	5.73	5.73
Total comprehensive income for the year	-	18,263.80	-	5.73	18,269.53
Dividends paid	-	(15,784.00)	-	-	(15,784.00)
Employee stock option compensation	-	-	282.50	-	282.50
Employee stock option compensation reimbursed / to be reimbursed to ultimate holding company	-	-	(153.35)	-	(153.35)
	-	(15,784.00)	129.15	-	(15,654.85)
Balance at March 31, 2023	<u>30,301.90</u>	<u>24,636.98</u>	<u>227.49</u>	<u>(519.85)</u>	<u>54,646.52</u>
Profit for the year	-	22,238.71	-	-	22,238.71
Other comprehensive income	-	-	-	94.16	94.16
Total comprehensive income for the year	-	22,238.71	-	94.16	22,332.87
Dividends paid (Refer note 40)	-	(22,097.60)	-	-	(22,097.60)
Employee stock option compensation	-	-	23.20	-	23.20
Employee stock option compensation reimbursed / to be reimbursed to ultimate holding company	-	-	(34.59)	-	(34.59)
	-	(22,097.60)	(11.39)	-	(22,108.99)
Balance at March 31, 2024	<u>30,301.90</u>	<u>24,778.09</u>	<u>216.10</u>	<u>(425.69)</u>	<u>54,870.40</u>

The above statement of changes in equity should be read in conjunction with the accompanying notes.

This is the Statement of Changes in Equity referred to in our report of even date

for and on behalf of Board of Directors of
Ingersoll - Rand (India) Limited
CIN: L05190KA1921PLC036321

for Deloitte Haskins & Sells
Chartered Accountants
Firm's registration number : 0080725

Sekhar Natarajan
Chairman
DIN: 01031445
Place: Bengaluru
Date: May 28, 2024

Sunil Khanduja
Director - Operations
DIN: 10041581
Place: Bengaluru
Date: May 28, 2024

Krishna Prakash E
Partner
Membership Number: 216015
Place: Chennai
Date: May 28, 2024

P. R. Shubhakar
Chief Financial Officer & Company Secretary
DIN: 06688703
Place: Bengaluru
Date: May 28, 2024

Notes forming part of the financial statements for the year ended March 31, 2024

(All amounts in Rupees Lakhs, unless otherwise stated)

1 General information

Ingersoll-Rand (India) Limited (the 'Company') [CIN: L05190KA1921PLC036321] is a public limited company incorporated in 1921 under provisions of the Companies Act, 1913 and existing under the provisions of the Companies Act, 1956/ 2013. The Company's registered office is at Bengaluru and its principal place of business and manufacturing plant is located at Naroda, Ahmedabad. It is primarily engaged in the business of manufacturing and selling of industrial air compressors of various capacities and providing related services. The Company sells air compressors primarily in India and also exports the products to American, Asian and European countries. The equity shares of the Company are listed on the Bombay Stock Exchange Limited and the National Stock Exchange of India Limited.

2 Basis of preparation

(i) Compliance with Ind AS

The financial statements comply in all material aspects with Indian Accounting Standards (Ind AS) notified under Section 133 of the Companies Act, 2013 (the 'Act') [the Companies (Indian Accounting Standards) Rules, 2023] and other relevant provisions of the Act.

All assets and liabilities have been classified as current or non-current as per the Company's operating cycle and other criteria set out in Schedule III to the Act. Based on the nature of products and the time between the acquisition of assets for processing and their realisation in cash and cash equivalents, the Company has ascertained its operating cycle as 12 months for the purpose of current/ non current classification of assets and liabilities.

The financial statements were authorised for issue by the Company's Board of Directors on May 28, 2024.

(ii) Basis of measurement

The financial statements have been prepared on a historical cost basis, except for the following:

- (a) certain financial assets and liabilities that are measured at fair value;
- (b) defined benefit plans - plan assets measured at fair value; and
- (c) share-based payments measured at fair value on grant date.

(iii) Use of estimates and judgements

The preparation of financial statements requires the use of accounting estimates which, by definition, will seldom equal the actual results. Management also needs to exercise judgement in applying the Company's accounting policies.

This note provides an overview of the areas that involved a higher degree of judgement or complexity, and of items which are more likely to be materially adjusted due to estimates and assumptions turning out to be different than those originally assessed. Detailed information about each of these estimates and judgements is included in relevant notes together with information about the basis of calculation for each affected line item in the financial statements.

The area involving critical estimates or judgements is:

- Revenue recognition — Note 3.3
- Estimation of defined benefit obligation and fair value of plan assets — Note 20
- Useful life of property, plant and equipment and Intangible assets — Note 3.11
- Recognition and measurement of provisions and contingencies — Note 12 and 25
- Provision for tax — Note 24
- Deferred tax assets — Note 6
- Leases and lease classification — Note 3.5 and 32B
- Financial instrument — Note 28 and 30

Notes to the Financial Statements

(All amounts in Rupees Lakhs, unless otherwise stated)

Estimates and judgements are continually evaluated. They are based on historical experience and other factors, including expectations of future events that may have a financial impact on the Company and that are believed to be reasonable under the circumstances.

(iv) Functional and presentation currency

Items included in the financial statements of the Company are measured using the currency of the primary economic environment in which the Company operates ('the functional currency'). The financial statements are presented in Indian Rupee (INR), which is the Company's functional and presentation currency.

(v) Rounding of amounts

All amounts disclosed in the financial statements and notes have been rounded off to the nearest Lakhs as permitted by Schedule III of Companies Act, 2013, unless otherwise stated.

3 Material accounting policies

3.1 Segment reporting

In accordance with the requirements of Ind AS 108 - "Segment Reporting", the Company is primarily engaged in the business of manufacturing and selling of industrial air compressors of various capacities and providing related services (Air solutions) and has no other primary reportable segments. The Company's chief operating decision maker (CODM) reviews the performance of the Company as a whole as there are no operations other than Air solutions segment. Consequently, there is only one segment and hence no separate business segment disclosures have been presented as such information is available in the financial statements.

3.2 Foreign exchange transactions and translations

Transactions in foreign currencies are recorded at prevailing rate at the dates of the transactions.

Monetary assets and liabilities denominated in foreign currencies are translated into the functional currency at the exchange rate at the reporting date. Nonmonetary assets and liabilities that are measured at fair value in a foreign currency are translated into the functional currency at the exchange rate when the fair value was determined. Non-monetary items that are measured based on historical cost in a foreign currency are translated at the exchange rate at the date of the transaction. Foreign currency differences are generally recognised in the statement of profit and loss.

3.3 Revenue recognition

Revenue is recognized upon transfer of control of promised goods or services to customers in an amount that reflects the consideration the Company expects to receive in exchange for those goods or services.

(a) Sale of goods

Revenue from the sale of products is recognised at the point in time when control is transferred to the customer.

Revenue is measured based on the transaction price, which is the consideration, net of returns, trade allowances, rebates and liquidated damages etc. as specified in the contract with the customer. Additionally, revenue excludes taxes collected from customers, which are subsequently remitted to governmental authorities.

(b) Sale of services

Installation and commissioning revenue is recognised in the period in which the services are rendered. Service revenue from annual maintenance contract are recognised on time proportion basis over the period of contract.

Revenue from services are disclosed exclusive of tax.

Notes to the Financial Statements

(All amounts in Rupees Lakhs, unless otherwise stated)

Contract assets are recognised when there is excess of revenue earned over billings on contracts. Contract assets are classified as unbilled receivables (only act of invoicing is pending) when there is unconditional right to receive cash, and only passage of time is required, as per contractual terms. Other contract assets are classified as other assets.

Unearned and deferred revenue (“contract liability”) is recognised when there is billings in excess of revenues. Advances received for goods and services are reported as liabilities until all conditions for revenue recognition are met.

(c) Business support and auxiliary services:

The Company provides business support and auxiliary services to certain fellow subsidiaries. Revenue from such services is recognised in the period in which the services are rendered. The recognition is based on the terms of the contract with the respective customers, which is on a cost-plus basis.

(d) Government grants - Export incentives:

Grants from the government are recognised at their fair value where there is a reasonable assurance that the grant will be received and the Company will comply with all attached conditions. Government grants relating to income are deferred and recognised in the profit or loss over the period necessary to match them with the costs that they are intended to compensate and presented within other operating revenue.

(e) Interest income from deposits with banks is recognised on a time proportion basis taking into account the amount outstanding and the interest rate applicable.

(f) Use of significant judgements in revenue recognition

- The Company’s contracts with customers could include promises to transfer multiple goods / services to a customer. The Company assesses the goods promised in a contract and identifies distinct performance obligations in the contract. Identification of distinct performance obligation involves judgement to determine the deliverables and the ability of the customer to benefit independently from such deliverables.
- The Company uses judgement to determine an appropriate standalone selling price for a performance obligation. The Company allocates the transaction price to each performance obligation on the basis of the relative stand-alone selling price of each distinct good or service promised in the contract.

The Company has determined that the revenues as disclosed in Note 16 are disaggregated into categories that depict how the nature, amount, timing and uncertainty of revenue and cash flows are affected by economic factors.

3.4 Income tax

The income tax expense or credit for the period is the tax payable on the current period’s taxable income based on the applicable income tax rate adjusted by changes in deferred tax assets and liabilities attributable to temporary differences and to unused tax losses, if any.

The current income tax charge is calculated on the basis of the tax laws enacted at the end of the reporting period. Management periodically evaluates positions taken in tax returns with respect to situations in which applicable tax regulation is subject to interpretation. It establishes provisions, where appropriate, on the basis of amounts expected to be paid to the tax authorities.

Current tax assets and tax liabilities are offset where the Company has a legally enforceable right to offset and intends either to settle on a net basis, or to realise the asset and settle the liability simultaneously.

Deferred income tax is provided in full, using the balance sheet approach, on temporary differences or timing differences arising between the tax bases of assets and liabilities and their carrying amounts in the financial statements. Deferred income tax is determined using tax rates (and laws) that have been enacted or substantially enacted by the end of the reporting period and are expected to apply when the related deferred income tax asset is realised or the deferred income tax liability is settled.

Deferred tax assets are recognised for all deductible temporary differences and unused tax losses, if any, only if it is probable that future taxable amounts will be available to utilise those temporary differences and losses.

Notes to the Financial Statements

(All amounts in Rupees Lakhs, unless otherwise stated)

Deferred tax assets and liabilities are offset when there is a legally enforceable right to offset current tax assets and liabilities and when the deferred tax balances relate to the same taxation authority.

Current and deferred tax are recognised in statement of profit and loss, except to the extent that it relates to items recognised in other comprehensive income or directly in equity. In this case, the tax is also recognised in other comprehensive income or directly in equity, respectively.

3.5 Leases

A contract is, or contains, a lease if the contract conveys the right to control the use of an identified asset for a period of time in exchange for consideration.

As a lessee:

The Company accounts for each lease component within the contract as a lease separately from non-lease components of the contract and allocates the consideration in the contract to each lease component on the basis of the relative stand-alone price of the lease component and the aggregate stand-alone price of the non-lease components.

The Company recognises right-of-use asset representing its right to use the underlying asset for the lease term at the lease commencement date. The cost of the right-of-use asset measured at inception shall comprise of the amount of the initial measurement of the lease liability adjusted for any lease payments made at or before the commencement date less any lease incentives received, plus any initial direct costs incurred and an estimate of costs to be incurred by the lessee in dismantling and removing the underlying asset or restoring the underlying asset or site on which it is located. The right-of-use assets is subsequently measured at cost less any accumulated depreciation, accumulated impairment losses, if any and adjusted for any remeasurement of the lease liability. The right-of-use assets is depreciated using the straight-line method from the commencement date over the shorter of lease term or useful life of right-of-use asset. The estimated useful lives of right-of-use assets are determined on the same basis as those of property, plant and equipment. Right-of-use assets are tested for impairment whenever there is any indication that their carrying amounts may not be recoverable. Impairment loss, if any, is recognised in the statement of profit and loss.

The Company measures the lease liability at the present value of the lease payments that are not paid at the commencement date of the lease. The lease payments are discounted using the interest rate implicit in the lease, if that rate can be readily determined. If that rate cannot be readily determined, the Company uses incremental borrowing rate. For leases with reasonably similar characteristics, the Company, on a lease by lease basis, may adopt either the incremental borrowing rate specific to the lease or the incremental borrowing rate for the portfolio as a whole. The lease payments shall include fixed payments, variable lease payments, residual value guarantees, exercise price of a purchase option where the Company is reasonably certain to exercise that option and payments of penalties for terminating the lease, if the lease term reflects the lessee exercising an option to terminate the lease. The lease liability is subsequently remeasured by increasing the carrying amount to reflect interest on the lease liability, reducing the carrying amount to reflect the lease payments made and remeasuring the carrying amount to reflect any reassessment or lease modifications or to reflect revised in-substance fixed lease payments.

The Company recognises the amount of the remeasurement of lease liability as an adjustment to the right-of-use asset. Where the carrying amount of the right-of-use asset is reduced to zero and there is a further reduction in the measurement of the lease liability, the Company recognises any remaining amount of the re-measurement in statement of profit and loss.

The Company has elected not to recognise right-of-use assets and lease liabilities for short-term leases that have a lease term of 12 months or less and leases of low-value assets. The Company recognises the lease payments associated with these leases as an expense over the lease term.

As a lessor:

Lease income from operating leases where the Company is a lessor is recognised as income on a straight-line basis over the lease term unless the receipts are structured to increase in line with expected general inflation to compensate for the Company's expected inflationary cost increases. The respective leased assets are included in the balance sheet based on their nature.

Notes to the Financial Statements

(All amounts in Rupees Lakhs, unless otherwise stated)

3.6 Impairment of assets

Assessment is done whenever there is an event or change in circumstances as to where there is any indication that an asset (tangible and intangible) may be impaired. For the purpose of assessing impairment, the smallest identifiable group of assets that generates cash inflows from continuing use that are largely independent of the cash inflows from other assets or groups of asset, is considered as a cash generating unit. If any such indication exists, an estimate of the recoverable amount of the asset/ cash generating unit is made. Assets whose carrying value exceeds their recoverable amount are written down to the recoverable amount. The recoverable amount is the higher of an asset's fair value less cost of disposal and value in use. Value in use is the present value of estimated future cash flows expected to arise from the continuing use of an asset and from its disposal at the end of its useful life. Assessment is also done at each balance sheet date as to whether there is any indication that an impairment loss recognised for an asset in prior accounting periods may no longer exist or may have decreased. Non financial assets that suffered an impairment are reviewed for possible reversal of the impairment at the end of each reporting period.

3.7 Cash and cash equivalents

For the purpose of presentation in the statement of cash flows, cash and cash equivalents includes cash on hand, other short-term, highly liquid investments with original maturities of three months or less that are readily convertible to known amounts of cash and which are subject to an insignificant risk of change in value.

Statement of cash flows:

Cash flows are reported using the indirect method, whereby profit / (loss) before extraordinary items and tax is adjusted for the effects of transactions of non-cash nature and any deferrals or accruals of past or future cash receipts or payments. The cash flows from operating, investing and financing activities of the Company are segregated based on the available information.

3.8 Inventories

Inventories are stated at the lower of cost and net realisable value. Cost of raw materials comprises cost of purchases. The cost of finished goods and work in progress includes raw materials, direct labour, other direct costs and appropriate portion of variable and fixed overhead expenditure, computed on normal capacity. Costs are assigned to individual items of inventory on a first-in first-out basis. Cost of inventories also include all others costs incurred in bringing the inventories to their present location and condition. Costs of purchased inventory are determined after deducting rebates, discounts and refundable duties and taxes. Net realisable value is the estimated selling price in the ordinary course of business less the estimated costs of completion and the estimated costs necessary to make the sale.

3.9 Other financial assets

(i) Classification

The Company classifies its financial assets in the following measurement categories:

- (a) those to be measured subsequently at fair value [either through other comprehensive income (FVOCI), or through profit or loss (FVTPL)], and
- (b) those measured at amortised cost.

The classification depends on the Company's business model for managing the financial assets and the contractual terms of the cash flows.

For assets measured at fair value, gains and losses will either be recorded in profit or loss or other comprehensive income.

(ii) Measurement

At initial recognition, the Company measures a financial asset at its fair value (other than the trade receivables which are initially measured at transaction price) plus, in the case of a financial asset not at fair value through profit or loss, transaction costs that are directly attributable to the acquisition of the financial asset. Transaction costs of financial assets carried at fair value through profit or loss are expensed in statement of profit and loss.

Debt instruments that are held for collection of contractual cash flows where those cash flows represent solely payments of principal and interest are measured at amortised cost. A gain or loss on a debt investment that is subsequently measured at amortised cost and is not part of a hedging relationship is recognised in profit or loss

Notes to the Financial Statements

(All amounts in Rupees Lakhs, unless otherwise stated)

when the asset is derecognised or impaired. Interest income from these financial assets is included in finance income using the effective interest rate method.

(iii) Impairment of financial assets

The Company assesses on a forward looking basis the expected credit losses associated with its assets carried at amortised cost. The impairment methodology applied depends on whether there has been a significant increase in credit risk. Note 30 details how the Company determines whether there has been a significant increase in credit risk.

Trade receivables are recognised initially at fair value and subsequently measured at amortised cost using effective interest method, less provision for impairment.

(iv) Derecognition of financial assets

A financial asset is derecognised only when the Company has transferred the rights to receive cash flows from the financial asset or retains the contractual rights to receive the cash flows of the financial asset, but assumes a contractual obligation to pay the cash flows to one or more recipients.

Where the Company has transferred an asset, it evaluates whether it has transferred substantially all risks and rewards of ownership of the financial asset. In such cases, the financial asset is derecognised. Where the Company has not transferred substantially all risks and rewards of ownership of the financial asset, the financial asset is not derecognised.

3.10 Offsetting financial instruments

Financial assets and liabilities are offset and the net amount is reported in the balance sheet where there is a legally enforceable right to offset the recognised amounts and there is an intention to settle on a net basis or realise the asset and settle the liability simultaneously. The legally enforceable right must not be contingent on future events and must be enforceable in the normal course of business and in the event of default, insolvency or bankruptcy of the Company or the counterparty.

3.11 Property, plant and equipment

Items of property, plant and equipment are stated at historical cost less accumulated depreciation. Historical cost includes expenditure that is directly attributable to the acquisition of the assets.

Subsequent costs are included in the asset's carrying amount or recognised as a separate asset, as appropriate, only when it is probable that future economic benefits associated with the item will flow to the Company and the cost of the item can be measured reliably. All other repairs and maintenance are charged to the statement of profit and loss during the reporting period in which they are incurred.

(a) Depreciation methods, estimated useful life and residual value:

Depreciation is calculated using the straight-line method to allocate their cost, net of their residual values, over their estimated useful life as follows:

Asset	Management estimate of useful life	Useful life as per Schedule II
Land - leasehold	99 years or lease term, whichever is lower.	NA
Buildings	25-40 years	30-60 years
Leasehold improvements	Useful life of assets in line with the lease term	NA
Plant and machinery	10-15 years	15 years
Plant and machinery - given on lease	2-5 years	NA
Computer systems	3-5 years	3-6 years
Electrical installations	10 years	10 years
Furniture, fixtures and equipment	5-10 years	10 years
Vehicles	8 years	8 years
Small tools	10-15 years	NA
Office equipment	5 years	5 years

Notes to the Financial Statements

(All amounts in Rupees Lakhs, unless otherwise stated)

The property, plant and equipment acquired under lease is depreciated over the asset's useful life or over the lease term, whichever is lower.

The useful life has been determined based on technical evaluation done by the internal expert which are different than those specified by Schedule II to the Act, in order to reflect the actual usage of the assets. The residual values are not more than 5% of the original cost of the asset.

The assets' residual values and useful life are reviewed, and adjusted if appropriate, at the end of each reporting period. An asset's carrying amount is written down immediately to its recoverable amount if the asset's carrying amount is greater than its estimated recoverable amount. Gains and losses on disposals are determined by comparing proceeds with carrying amount. These are included in profit or loss within other gains/ (losses).

(b) Research and development:

Expenditure on development is capitalised as intangible asset and depreciated in accordance with depreciation policy of the Company. Expenditure incurred during the research phase is expensed as incurred.

Development expenditure incurred on an individual project is recognised as an intangible asset when all of the following criteria are met:

- It is technically feasible to complete the intangible asset so that it will be available for use or sale.
- There is an intention to complete the asset.
- There is an ability to use or sell the asset.
- The asset will generate future economic benefits.
- Adequate resources are available to complete the development and to use or sell the asset.
- The expenditure attributable to the intangible asset during development can be measured reliably.

Amortisation of the asset begins when development is complete and the asset is available for use and it is amortised on straight line method over the estimated useful life. Expenditure that cannot be distinguished between research phase and development phase is expensed as incurred.

3.12 Intangible assets

Operating software is capitalised along with the related assets. Other computer software is stated at acquisition cost, net of accumulated amortisation and accumulated impairment losses, if any, and are amortised on a straight line basis over their estimated useful life. Costs associated with maintaining software programmes are recognised as an expense as incurred.

The Company amortises intangible assets (Computer software) with a finite useful life using the straight-line method over 3-5 years and the useful life is reviewed at end of each reporting period, and adjusted if appropriate. The amortisation method and the estimated useful life of intangible assets are reviewed at each reporting period.

3.13 Trade and other payables

These amounts represent liabilities for goods and services provided to the Company prior to the end of financial year, which are unpaid. The amounts are unsecured and are usually paid within 45 to 90 days of recognition. Trade and other payables are presented as current liabilities unless payment is not due within 12 months after the reporting period. They are recognised initially at their fair value and subsequently measured at amortised cost using the effective interest method.

Notes to the Financial Statements

(All amounts in Rupees Lakhs, unless otherwise stated)

3.14 Provisions and contingent liabilities

Provisions for legal claims, service warranties and others are recognised when the Company has a present legal or constructive obligation as a result of past events, it is probable that an outflow of resources will be required to settle the obligation and the amount can be reliably estimated. Provisions are not recognised for future operating losses.

Where there are a number of similar obligations, the likelihood that an outflow will be required in settlement is determined by considering the class of obligations as a whole. A provision is recognised even if the likelihood of an outflow with respect to any one item included in the same class of obligations may be small.

Provisions are measured at the present value of management's best estimate of the expenditure required to settle the present obligation at the end of the reporting period. In case of long term provisions, they are disclosed by discounting at the rate used to determine the present value, which is a pre-tax rate that reflects current market assessments of the time value of money and the risks specific to the liability. The increase in the provision due to the passage of time is recognised as interest expense.

Contingent liabilities are disclosed when there is a possible obligation arising from past events, the existence of which will be confirmed only by the occurrence or non occurrence of one or more uncertain future events not wholly within the control of the Company or a present obligation, that arises from past events where it is either not probable that an outflow of resources will be required to settle or a reliable estimate of the amount cannot be made.

3.15 Employee benefits

Short term obligations:

Liabilities for wages and salaries, including non-monetary benefits that are expected to be settled wholly within 12 months after the end of the period in which the employees render the related service are recognised in respect of employees' services up to the end of the reporting period and are measured at the amounts expected to be paid when the liabilities are settled. The liabilities are presented as current employee benefit obligation in balance sheet.

Accumulated compensated absences, which are expected to be availed or encashed within 12 months from the end of the year are treated as short term employee benefits. The obligation towards the same is measured at the expected cost of accumulating compensated absences as the additional amount expected to be paid as a result of the unused entitlement as at the year end.

The Company recognises a liability and an expense for bonuses. The Company recognises a provision where contractually obliged or where there is a past practice that has created a constructive obligation.

Other long term employee benefit obligations:

- (i) Accumulated compensated absences, which are expected to be availed or encashed is being disclosed under short term obligations. The Company's liability is determined by an independent actuary (using the projected unit credit method) at the end of each year.
- (ii) The Company operates the following post-employment schemes:
 - (a) defined benefit plans such as gratuity which is managed by trust.
 - (b) defined contribution plans - provident fund contributions to employees' provident fund organisation.

The liability or asset recognised in the balance sheet in respect of defined benefit gratuity plans is the present value of the defined benefit obligation at the end of the reporting period less the fair value of plan assets. The defined benefit obligation is calculated annually by an independent actuary using the projected unit credit method.

Notes to the Financial Statements

(All amounts in Rupees Lakhs, unless otherwise stated)

The present value of the defined benefit obligation is determined by discounting the estimated future cash outflows by reference to market yields at the end of the reporting period on government bonds that have terms approximating to the terms of the related obligation.

The net interest cost is calculated by applying the discount rate to the net balance of the defined benefit obligation and the fair value of plan assets. This cost is included in employee benefit expense in the statement of profit and loss.

Remeasurement gains and losses arising from experience adjustments and changes in actuarial assumptions are recognised in the period in which they occur, directly in other comprehensive income net of the related tax effect. They are included in retained earnings in the statement of changes in equity and in the balance sheet.

Changes in the present value of the defined benefit obligation resulting from plan amendments or curtailments are recognised immediately in profit or loss as past service cost.

Contribution towards provident fund is made to the regulatory authorities which is a defined contribution plan. Both the eligible employees and the Company make monthly contributions to the Government administered provident fund scheme equal to a specified percentage of the eligible employee's salary. Amounts collected under the provident fund plan are deposited with in a Government administered provident fund. The Company has no further obligation to the plan beyond its monthly contributions. The Company's contribution to the provident fund is charged to Statement of Profit and Loss.

Termination benefits in the nature of voluntary retirement benefits are measured based on the number of employees expected to accept the offer, if any offer is made to encourage voluntary redundancy. These are recognised as and when incurred.

3.16 A. Share based payments - Executives

Share-based compensation benefits are provided to certain employees of the Company by the ultimate holding company in the form of employee option plan and restricted stock units (RSU) (equity settled transactions). The stock options vest rateably over a period of three to five years and expire at the end of ten years, subject to conditions related to termination of employment. The RSU will vest in equally over three to five years. Once they vest, each unit is converted into a share of stock.

The fair value of options granted by the ultimate holding company's share based compensation plan is recognised as an employee benefits expense with a corresponding increase in equity. The estimated fair value of options granted, determined on the date of grant, is charged to statement of profit and loss on a graded basis over the vesting period of options.

The total expense is recognised over the vesting period, which is the period over which all of the specified vesting conditions are to be satisfied. At the end of each period, the entity revises its estimates of the number of options that are expected to vest based on the non-market vesting and service conditions. It recognises the impact of the revision to original estimates, if any, in statement of profit and loss, with a corresponding adjustment to equity.

B. Share based payments - All employees

Share-based compensation benefits are provided to all employees of the Company by the ultimate holding company in the form of restricted stock units (RSU) (equity settled transactions). The RSU will vest in equally over two years. Once they vest, each unit is converted into a share of stock. Ingersoll Rand Inc recharges the cost pertaining to the RSU issued to the employees of the Company.

The fair value of options granted by the ultimate holding company's share based compensation plan is recognised as an employee benefits expense with a corresponding increase in 'Other financial liabilities'. The estimated fair

Notes to the Financial Statements

(All amounts in Rupees Lakhs, unless otherwise stated)

value of options granted, determined on the date of grant, is charged to statement of profit and loss on a graded basis over the vesting period of options. At the end of each period, the entity determines the fair value of options granted. It recognises the impact of the change in fair value, if any, in equity, with a corresponding adjustment to 'Other financial liabilities'.

The total expense is recognised over the vesting period, which is the period over which all of the specified vesting conditions are to be satisfied. At the end of each period, the entity revises its estimates of the number of options that are expected to vest based on the non-market vesting and service conditions. It recognises the impact of the revision to original estimates, if any, in equity, with a corresponding adjustment to 'Other financial liabilities'.

3.17 Earning per share

Basic earnings per equity share is computed by dividing the net profit attributable to the equity holders of the Company by the weighted average number of equity shares outstanding during the period. Diluted earnings per equity share is computed by dividing the net profit attributable to the equity holders of the Company by the weighted average number of equity shares considered for deriving basic earnings per equity share and also the weighted average number of equity shares that could have been issued upon conversion of all dilutive potential equity shares. The dilutive potential equity shares are adjusted for the proceeds receivable had the equity shares been actually issued at fair value (i.e. the average market value of the outstanding equity shares). Dilutive potential equity shares are deemed converted as of the beginning of the period, unless issued at a later date. Dilutive potential equity shares are determined independently for each period presented.

The number of equity shares and potentially dilutive equity shares are adjusted retrospectively for all periods presented for any share splits and bonus shares issues including for changes effected prior to the approval of the financial statements by the Board of Directors.

3.18 Recent pronouncements

Ministry of Corporate Affairs ("MCA") notifies new standards or amendments to the existing standards under Companies (Indian Accounting Standards) Rules as issued from time to time. For the year ended March 31, 2024, MCA has not notified any new standards or amendments to the existing standards applicable to the Company.

Notes to the Financial Statements

(All amounts in Rupees Lakhs, unless otherwise stated)

4 Property, plant and equipment and Intangible assets

	Year ended March 31, 2023										Year ended March 31, 2024										
	Buildings on leasehold land	Leasehold improvements	Plant and machinery	Computer systems	Electrical installations	Furniture, fixtures and equipment	Vehicles	Small tools	Office equipment	Total Property, plant and equipment	Intangible assets - Computer software										
Gross carrying amount	6,228.27	133.94	6,105.49	1,115.25	1,851.70	335.02	10.52	377.60	261.58	16,419.37	47.03										
Opening gross carrying amount	127.24	-	759.71	334.84	280.36	6.36	18.60	49.74	0.57	1,577.42	-										
Additions	-	-	(50.89)	(319.85)	-	-	-	-	(5.77)	(376.51)	-										
Disposals	(1.56)	0.01	53.00	(11.41)	36.10	8.04	(0.20)	(71.84)	(12.13)	0.01	-										
Adjustments	6,353.95	133.95	6,867.31	1,118.83	2,168.16	349.42	28.92	355.50	244.25	17,620.29	47.03										
Closing gross carrying amount	1,374.08	95.77	2,167.95	936.11	1,156.37	167.53	10.32	88.99	180.44	6,177.56	21.57										
Opening accumulated depreciation	220.12	26.80	577.65	164.55	196.22	36.15	1.49	28.46	35.22	1,286.66	7.84										
Depreciation charge during the year	-	-	(46.03)	(319.84)	-	-	-	-	(5.75)	(371.62)	-										
Disposals	-	-	-	-	-	-	-	-	-	-	-										
Adjustments	1,594.20	122.57	2,699.57	780.82	1,352.59	203.68	11.81	117.45	209.91	7,092.60	29.41										
Closing accumulated depreciation	4,759.75	11.38	4,167.74	338.01	815.57	145.74	17.11	238.05	34.34	10,527.69	17.62										
Net carrying amount as at March 31, 2023																					
Gross carrying amount	6,353.95	133.94	6,867.31	1,118.83	2,168.16	349.42	28.92	355.50	244.25	17,620.28	47.03										
Opening gross carrying amount	15.60	-	523.64	227.73	54.56	7.36	19.50	82.68	-	931.07	-										
Additions	-	-	(59.73)	(183.85)	-	(0.16)	(7.69)	-	(3.73)	(255.16)	-										
Disposals	6,369.55	133.94	7,331.22	1,162.71	2,222.72	356.62	40.73	438.18	240.52	18,296.19	47.03										
Closing gross carrying amount	1,594.20	122.57	2,699.57	780.82	1,352.59	203.68	11.81	117.45	209.91	7,092.60	29.41										
Opening accumulated depreciation	223.27	11.37	665.30	219.10	214.51	38.79	3.20	32.60	19.59	1,427.73	7.84										
Depreciation charge during the year	-	-	(54.58)	(183.76)	-	(0.16)	(7.69)	-	(3.73)	(249.92)	-										
Disposals	1,817.47	133.94	3,310.29	816.16	1,567.10	242.31	7.32	150.05	225.77	8,270.41	37.25										
Adjustments	4,552.08	-	4,020.93	346.55	655.62	114.31	33.41	288.13	14.75	10,025.78	9.78										
Closing accumulated depreciation																					
Net carrying amount as at March 31, 2024																					

Notes:

(1) The following assets given under operating lease have been included under property, plant and equipment:

	Plant and machinery	
	Year ended March 31, 2024	Year ended March 31, 2023
Gross carrying amount		
Opening gross carrying amount	499.11	332.19
Additions	66.48	216.58
Disposals / adjustments	(37.81)	(49.66)
Closing gross carrying amount	527.78	499.11
Accumulated depreciation		
Opening accumulated depreciation	297.20	242.17
Depreciation charge during the year	158.61	104.69
Disposals / adjustments	(37.81)	(49.66)
Closing accumulated depreciation	418.00	297.20
Net carrying amount	109.78	201.91

Notes to the Financial Statements

(All amounts in Rupees Lakhs, unless otherwise stated)

4A Capital work in progress

	As at	
	March 31, 2024	March 31, 2023
Capital work in progress	612.84	400.30
Total Capital work in progress	612.84	400.30

(A) Capital work in progress ageing schedule

As at March 31, 2024

Particulars	Amount in CWIP for a period of				Total
	Less than 1 year	1 - 2 years	2 - 3 years	More than 3 years	
Projects in progress	599.54	13.30	-	-	612.84

As at March 31, 2023

Particulars	Amount in CWIP for a period of				Total
	Less than 1 year	1 - 2 years	2 - 3 years	More than 3 years	
Projects in progress	386.80	13.50	-	-	400.30

(B) There are no capital work-in-progress whose completion has exceeded its cost compared to its original plan as on March 31, 2024 and as on March 31, 2023.

Notes to the Financial Statements

(All amounts in Rupees Lakhs, unless otherwise stated)

5 Financial assets

5.1 Trade receivables (Unsecured)

	As at	
	March 31, 2024	March 31, 2023
Billed, unsecured		
Considered good - from related parties (refer note 35)	5,764.01	9,501.90
Considered good - from others	19,395.35	17,417.21
Credit impaired	521.16	555.75
Less: Allowance for expected credit loss [(refer note 30A(ii))]	(881.09)	(763.45)
Unbilled, unsecured		
Unbilled receivables [Includes Rs.Nil relates to related parties (March 31, 2023: 18.65)] (refer note 35)	87.95	79.41
Total receivables	24,887.38	26,790.82
Current portion	24,887.38	26,790.82

Note: The Company's exposure to credit and currency risks, and loss allowances are disclosed in note 30.

Trade receivables ageing schedule

As at March 31, 2024

	Unbilled	Not due	Outstanding for following periods from due date of payments					Total
			Less than 6 months	6 months - 1 year	1- 2 years	2-3 years	More than 3 years	
(a) Undisputed Trade receivables								
(i) Considered good	87.95	17,857.89	4,375.17	1,624.44	758.08	404.51	139.27	25,247.31
(ii) Credit impaired	-	-	-	-	2.88	53.28	405.94	462.10
(b) Disputed Trade receivables								
(i) Considered good	-	-	-	-	-	-	-	-
(ii) Credit impaired	-	-	-	-	-	-	59.06	59.06
Less: Allowance for expected credit loss								(881.09)
Total								24,887.38

Notes to the Financial Statements

(All amounts in Rupees Lakhs, unless otherwise stated)

5 Financial assets (Contd.)

5.1 Trade receivables (Contd.)

As at March 31, 2023

	Unbilled	Not due	Outstanding for following periods from due date of payments					Total
			Less than 6 months	6 months - 1 year	1- 2 years	2-3 years	More than 3 years	
(a) Undisputed Trade receivables								
(i) Considered good	79.41	21,305.63	3,677.29	761.37	974.62	26.60	92.07	26,916.99
(ii) Credit impaired	-	-	0.37	-	26.31	26.44	374.17	427.29
(b) Disputed Trade receivables								
(i) Considered good	-	-	79.24	2.29	-	-	-	81.53
(ii) Credit impaired	-	-	5.64	-	34.60	31.65	56.57	128.46
Less: Allowance for expected credit loss								(763.45)
Total								<u>26,790.82</u>

5.2 Cash and cash equivalents

	As at	
	March 31, 2024	March 31, 2023
Balances with banks		
- in current accounts	644.67	81.30
- in Export Earners' Foreign Currency (EEFC) accounts	281.46	1,948.25
Deposits with original maturity of less than three months	21,111.00	25,265.00
Total cash and cash equivalents	<u>22,037.13</u>	<u>27,294.55</u>

5.3 Bank balances other than 5.2 above

	As at	
	March 31, 2024	March 31, 2023
Unpaid dividend accounts *	255.01	227.97
Total other bank balances	<u>255.01</u>	<u>227.97</u>

* The deviation between balance as per unpaid dividend account and unpaid dividend liability account is on account of receipt of money from bank but have not been transferred to shareholders on account of dispute.

5.4 Other financial assets

	As at			
	March 31, 2024		March 31, 2023	
	Current	Non-current	Current	Non-current
Unsecured, considered good:				
From related parties (refer note 35)				
Other receivables*	221.21	-	124.38	-
From others				
Interest accrued on deposits with banks	112.53	-	198.92	-
Security and other deposits	193.79	215.34	159.40	283.01
Total other financial assets	<u>527.53</u>	<u>215.34</u>	<u>482.70</u>	<u>283.01</u>

* Other receivables pertains to Recharge of expenses and sub lease rentals.

Notes to the Financial Statements

(All amounts in Rupees Lakhs, unless otherwise stated)

6 Deferred tax assets / (liabilities) - (net)

	As at	
	March 31, 2024	March 31, 2023
The balance comprises temporary differences attributable to:		
(A) Deferred tax assets arising from:		
Allowance for doubtful debts: trade receivables, advances and other receivables	221.75	262.13
Provisions: Warranties, employee benefits expenses and other provisions	752.59	314.06
Others	8.76	7.21
Total deferred tax assets	983.10	583.40
(B) Deferred tax (liabilities) arising from:		
Depreciation: Difference between carrying amount of Property, plant and equipment, Intangible Assets and Right-of-use assets in the financial statements and the income tax return	(419.05)	(460.16)
Total deferred tax (liabilities)	(419.05)	(460.16)
Net deferred tax assets	564.05	123.24

The Company has recognised deferred tax assets on allowances for bad and doubtful debts and other tax deductible items. The Company has concluded that the deferred tax assets will be recoverable using the estimated future taxable income.

Movement in net deferred tax assets/ (liabilities)

	Depreciation	Provisions	Allowance for doubtful debts	Others	Total
As at March 31, 2022	(465.17)	296.62	212.83	6.49	50.77
(Charged)/ credited to profit or loss/ OCI	5.01	17.44	49.30	0.72	72.47
As at March 31, 2023	(460.16)	314.06	262.13	7.21	123.24
(Charged)/ credited to profit or loss/ OCI	41.11	438.53	(40.38)	1.55	440.81
As at March 31, 2024	(419.05)	752.59	221.75	8.76	564.05

Note: The above number includes Rs.31.67 (March 31, 2023 : Rs.1.93) under other comprehensive income

Notes to the Financial Statements

(All amounts in Rupees Lakhs, unless otherwise stated)

7 Other current and non-current assets

	As at			
	March 31, 2024		March 31, 2023	
	Current	Non-current	Current	Non-current
Capital advances	-	795.00	-	-
Balance with government authorities	438.74	154.23	319.03	154.23
Indirect taxes paid under protest (refer note 25(i))	-	191.19	-	191.19
Sales tax refund receivable	-	107.21	-	145.64
Gratuity [refer note 20(a)]	109.50	-	-	-
Prepaid expenses	555.68	-	503.33	-
Advances to suppliers				
Considered good	270.35	-	297.89	-
Considered doubtful	145.46	-	231.25	-
(Less): Provision for doubtful advances	(145.46)	-	(231.25)	-
Export incentives receivable				
Considered good	121.97	-	74.69	-
Considered doubtful	58.77	-	46.81	-
(Less): Provision for doubtful export incentive receivables	(58.77)	-	(46.81)	-
Other receivables				
Considered doubtful	99.98	-	99.98	-
(Less): Provision for doubtful other receivables	(99.98)	-	(99.98)	-
Total other current and non-current assets	1,496.24	1,247.63	1,194.94	491.06

8 Inventories

	As at	
	March 31, 2024	March 31, 2023
Raw materials	11,904.50	11,159.62
Work-in-progress	2,186.40	1,621.89
Finished goods	3,355.30	3,397.36
Traded goods	27.30	30.04
Total inventories	17,473.50	16,208.91
(a) Stock in transit (included above)		
Raw materials	1,707.50	1,606.19
Finished goods	1,089.39	800.97
Total stock in transit	2,796.89	2,407.16

The total inventories are net of provision for obsolescence amounting to Rs.1,934.26 (March 31, 2023: Rs.1,736.11).

The total inventories are net of write-down amounting to Rs.Nil (March 31, 2023: Rs.5.26).

Notes to the Financial Statements

(All amounts in Rupees Lakhs, unless otherwise stated)

9 Income tax assets (net)

	As at	
	March 31, 2024	March 31, 2023
Advance income tax and tax deducted at source, net	1,359.99	882.04
Income-tax paid under protest (refer note 25(i)(e))	559.43	489.04
	<u>1,919.42</u>	<u>1,371.08</u>

Transfer pricing:

The Finance Act, 2001, introduced, with effect from assessment year 2002-03 detailed Transfer Pricing regulations for computing the taxable income and expenditure from 'international transactions' between 'associated enterprises' on an 'arm's length' basis. These regulations, inter alia, also require the maintenance of prescribed documents and information including furnishing a report from an Accountant within the due date of filing the Return of Income.

For the year ended March 31, 2023, the Company had undertaken a study to comply with the said transfer pricing regulations for which the prescribed certificate of the Accountant has been obtained and this did not envisage any tax liability.

For the year ended March 31, 2024, the Company is in the process of carrying out a similar study to comply with the said transfer pricing regulations. However, based on the analysis of margins and considering that the terms of agreement with associated enterprises has not changed during the year, the Company is of the view that for the year ended March 31, 2024, the transactions with the said enterprises are on an arm's length basis.

10 Equity share capital and other equity

	Number of shares (in Lakhs)	Amount
10.1 Equity share capital		
Authorised equity share capital		
As at April 1, 2022	320.00	3,200.00
Change during the year	-	-
As at March 31, 2023	<u>320.00</u>	<u>3,200.00</u>
Change during the year	-	-
As at March 31, 2024	<u>320.00</u>	<u>3,200.00</u>
(i) Movements in Issued, Subscribed and Fully paid up equity share capital		
As at April 1, 2022	315.68	3,156.80
Change during the year	-	-
As at March 31, 2023	<u>315.68</u>	<u>3,156.80</u>
Change during the year	-	-
As at March 31, 2024	<u>315.68</u>	<u>3,156.80</u>

Notes to the Financial Statements

(All amounts in Rupees Lakhs, unless otherwise stated)

10 Equity share capital and other equity (Contd.)

(ii) Terms and rights attached to equity shares

Equity shares have a par value of Rs.10. They entitle the holder to participate in dividends, and to share in the proceeds of winding up of the Company in proportion to the number of and amounts paid on the shares held. Every holder of equity shares present at a meeting in person or by proxy, is entitled to one vote, and upon a poll each share is entitled to one vote.

(iii) Equity shares held by holding company

	Number of Shares as at	
	March 31, 2024	March 31, 2023
Ingersoll-Rand Inc., USA, the Ultimate holding company	316,000	316,000
Ingersoll-Rand Industrial US Inc., USA, the immediate holding company	23,360,000	23,360,000
Total	23,676,000	23,676,000

(iv) Details of shareholders holding more than 5% shares in the Company

	As at	
	March 31, 2024	March 31, 2023
Number of Equity Shares:		
Ingersoll-Rand Industrial US Inc., USA, the immediate holding company	23,360,000	23,360,000
Percentage of holding	74%	74%

(v) Shares reserved for issue under options

There are no shares of the Company reserved for issue under any option.

(vi) Aggregate number of shares allotted as fully paid up by way of bonus shares/ pursuant to contract(s) without payment being received in cash:

During the period of five years immediately preceding March 31, 2024, no shares have been allotted as fully paid up by way of bonus shares or pursuant to contract(s) without payment being received in cash.

(vii) Disclosure of shareholding of promoters and promoters group

Disclosure of shareholding of promoters and promoters group is as follows:

Sl	Promoter Name	As at March 31, 2024		As at March 31, 2023		% change during the year
		No. of shares	% of total shares	No. of shares	% of total shares	
1	Ingersoll-Rand Inc., USA, the ultimate holding company	316,000	1.00%	316,000	1.00%	0.00%
2	Ingersoll-Rand Industrial US Inc., USA, the immediate holding company	23,360,000	74.00%	23,360,000	74.00%	0.00%
	Total	23,676,000	75.00%	23,676,000	75.00%	0.00%

Notes to the Financial Statements

(All amounts in Rupees Lakhs, unless otherwise stated)

10 Equity share capital and other equity (Contd.)

Disclosure of shareholding of promoters and promoters group as at March 31, 2023 is as follows:

Sl	Promoter Name	As at March 31, 2023		As at March 31, 2022		% change during the year
		No. of shares	% of total shares	No. of shares	% of total shares	
1	Ingersoll-Rand Inc., USA, the ultimate holding company	316,000	1.00%	316,000	1.00%	0.00%
2	Ingersoll-Rand Industrial US Inc., USA, the immediate holding company	23,360,000	74.00%	23,360,000	74.00%	0.00%
Total		23,676,000	75.00%	23,676,000	75.00%	0.00%

10.2 Other equity

	As at	
	March 31, 2024	March 31, 2023
General reserve	30,301.90	30,301.90
Retained earnings	24,778.09	24,636.98
Other reserves	216.10	227.49
Other items of other comprehensive income consists of rereasurement of net defined plan	(425.69)	(519.85)
Total other equity	54,870.40	54,646.52

(i) General reserve

	As at	
	March 31, 2024	March 31, 2023
Opening balance	30,301.90	30,301.90
Add: Change during the year	-	-
Closing balance	30,301.90	30,301.90

(ii) Retained earnings

	As at	
	March 31, 2024	March 31, 2023
Opening balance	24,636.98	22,157.18
Net profit for the year	22,238.71	18,263.80
Dividends paid (Refer note 40)	(22,097.60)	(15,784.00)
Closing balance	24,778.09	24,636.98

(iii) Other reserves

	As at	
	March 31, 2024	March 31, 2023
Opening balance	227.49	98.34
Employee stock option compensation	23.20	282.50
Employee stock option compensation reimbursed / to be reimbursed to ultimate holding company	(34.59)	(153.35)
Closing balance	216.10	227.49

Notes to the Financial Statements

(All amounts in Rupees Lakhs, unless otherwise stated)

10 Equity share capital and other equity (Contd.)

(iv) Other items of other comprehensive income

	As at	
	March 31, 2024	March 31, 2023
Opening balance	(519.85)	(525.58)
Appropriations during the year	94.16	5.73
Closing balance	(425.69)	(519.85)

Nature and purpose of other reserves

Notes:

General reserve

General reserve was created when the Company had declared dividend to share holders as per the provisions of Companies Act, 1956. The reserve is utilised in accordance with the provisions of the Act.

Retained earnings

Retained earnings comprises of the amounts that can be distributed by the Company as dividends to its equity share holders.

Other reserve

This reserve relates to share based compensation received by the employees from Ingersoll Rand Inc., USA, the ultimate holding company. Refer note 20(D).

Other items of other comprehensive income

Other items of other comprehensive income consist of remeasurement of net defined benefit liability / asset.

11.1 Other financial liabilities

	As at	
	March 31, 2024	March 31, 2023
	Current	Current
Unpaid dividends (refer note below)	262.00	234.86
Employee benefits payable	2,003.41	511.44
Employee share based payments expense to be reimbursed to ultimate holding company	20.75	11.33
Security deposit for sublease received from related parties (refer note 35)	10.00	-
Creditors for capital goods:		
- payable to others	436.82	108.78
Total other financial liabilities	2,732.98	866.41

Note: As at the year end, there are no amounts due for payment to the Investor Education and Protection Fund under Section 125 of the Companies Act, 2013.

11.2 Lease liabilities

	As at			
	March 31, 2024		March 31, 2023	
	Current	Non-current	Current	Non-current
Lease liabilities (refer note 32B(b))	205.67	401.67	338.73	123.21
	205.67	401.67	338.73	123.21

Notes to the Financial Statements

(All amounts in Rupees Lakhs, unless otherwise stated)

12 Provisions

	As at			
	March 31, 2024		March 31, 2023	
	Current	Non-current	Current	Non-current
Litigations/ disputes	84.05	-	80.02	-
Warranties	427.23	19.76	268.48	13.59
Sales tax	24.60	-	24.60	-
Total provisions	535.88	19.76	373.10	13.59

Movements in each class of provision during the financial year, are set out below:

	Litigations/ disputes	Warranties	Sales tax
As at March 31, 2023	80.02	282.07	24.60
Charged/ (credited) to profit or loss:			
- additional provisions recognised / (written back)	4.03	486.08	-
- amounts utilised	-	(321.16)	-
As at March 31, 2024	84.05	446.99	24.60

Provision for Litigations/ disputes

Provision for litigations/ disputes relates to certain employees compensation with respect to termination of employment. Such provision is recognised based on estimates made by the Company.

Provision for Warranties

Warranties against manufacturing and other defects, as per terms of contract(s) with the customer, are provided for based on estimates made by the Company. It is expected that this provision will be settled in the remaining unexpired warranty period ranging from twelve to eighteen months.

Sales tax

Provision for sales tax relates to non-submission of statutory forms by customers to the Company. It is expected that this provision will be settled as and when the tax assessments are completed.

Notes to the Financial Statements

(All amounts in Rupees Lakhs, unless otherwise stated)

13 Employee benefit obligations

	As at	
	March 31, 2024	March 31, 2023
	Current	Current
Compensated absences	402.69	401.54
Gratuity [refer note 20(a)]	-	121.85
Total employee benefit obligations	402.69	523.39

14 Trade payables

	As at	
	March 31, 2024	March 31, 2023
Current:		
Total outstanding dues of micro enterprises and small enterprises (refer Note 29)	2,178.37	3,142.99
Total outstanding dues of creditors other than micro enterprises and small enterprises		
- Acceptances	1,130.46	2,482.70
- Other than acceptances to		
- Related parties (refer note 35)	4,495.12	5,105.72
- Others	7,917.41	8,665.59
Total trade payables	15,721.36	19,397.00

Note: The Company's exposure to currency and liquidity risks related to trade payables is disclosed in note 30.

Trade payables ageing schedule

As at March 31, 2024

	Unbilled	Not due	Outstanding for following periods from due date of payments				Total
			Less than 1 year	1- 2 years	2-3 years	More than 3 years	
(i) MSME	185.10	1,905.03	40.68	0.83	38.85	7.88	2,178.37
(ii) Others	2,680.74	9,774.09	1,025.62	6.77	7.36	48.41	13,542.99
(iii) Disputed dues to MSME	-	-	-	-	-	-	-
(iv) Disputed dues to Others	-	-	-	-	-	-	-
Total	2,865.84	11,679.12	1,066.30	7.60	46.21	56.29	15,721.36

As at March 31, 2023

	Unbilled	Not due	Outstanding for following periods from due date of payments				Total
			Less than 1 year	1- 2 years	2-3 years	More than 3 years	
(i) MSME	-	2,872.18	217.26	46.13	5.32	2.10	3,142.99
(ii) Others	2,400.94	11,652.19	1,910.35	238.40	15.34	36.79	16,254.01
(iii) Disputed dues to MSME	-	-	-	-	-	-	-
(iv) Disputed dues to Others	-	-	-	-	-	-	-
Total	2,400.94	14,524.37	2,127.61	284.53	20.66	38.89	19,397.00

Notes to the Financial Statements

(All amounts in Rupees Lakhs, unless otherwise stated)

15 Other current and non-current liabilities

	As at			
	March 31, 2024		March 31, 2023	
	Current	Non-current	Current	Non-current
Contract liabilities				
Income billed in advance	1,260.83	781.95	1,250.11	353.64
Advance from customers	2,463.40	-	2,113.33	-
Statutory dues including provident fund and tax deducted at source	1,070.81	-	1,440.55	-
Others - Interest payable to MSMED (refer note 29)	767.92	-	682.43	-
Total other current liabilities	5,562.96	781.95	5,486.42	353.64

16 Revenue from operations

	Year ended	
	March 31, 2024	March 31, 2023
Sale of goods	110,879.42	106,026.84
Sale of services		
Installation, commissioning and maintenance	7,086.51	5,868.35
Business support and auxiliary services	1,555.84	1,183.05
Other operating revenue		
Recovery of freight, insurance and packing expenses	707.81	991.60
Export incentives	421.36	625.60
Sale of scrap	168.63	196.41
Lease rentals - equipment	549.84	187.32
Total revenue from operations	121,369.41	115,079.17

Notes:

- (a) As per the requirements of Ind AS 115, the Company disaggregates revenue based on geography (Refer Note 33) and timing of revenue recognition (Refer Note (b) below).
- (b) Disaggregation based on timing of revenue recognition:

Particulars	Year ended	
	March 31, 2024	March 31, 2023
Revenue recognised at a point in time		
Sale of goods	110,879.42	106,026.84
Recovery of freight, insurance and packing expenses	707.81	991.60
Sale of scrap	168.63	196.41
Revenue recognised over a period of time		
Installation, commissioning and maintenance	7,086.51	5,868.35
Business support and auxiliary services	1,555.84	1,183.05
Lease rentals - equipment	549.84	187.32
Revenue from contract with customer	120,948.05	114,453.57
Export incentives	421.36	625.60
Total revenue from operations	121,369.41	115,079.17

Notes to the Financial Statements

(All amounts in Rupees Lakhs, unless otherwise stated)

16 Revenue from operations (Contd.)

(c) Contract balances:

	As at	
	March 31, 2024	March 31, 2023
Trade receivables	24,887.38	26,790.82
Contract liabilities		
Income billed in advance	2,042.78	1,603.75
Advance from customers	2,463.40	2,113.33

(d) Changes in Contract liability are as follows:

	Income billed in advance	
	As at	
	March 31, 2024	March 31, 2023
Balance at the beginning of the year	1,603.75	1,130.46
Revenue recognised that was included in the unearned and deferred revenue at the beginning of the year	(959.51)	(459.47)
Increase due to invoicing / advance received during the year, excluding amounts recognised as revenue during the year	1,398.54	932.76
Balance at the end of the year	2,042.78	1,603.75

	Advance from customers	
	As at	
	March 31, 2024	March 31, 2023
Balance at the beginning of the year	2,113.33	2,238.12
Revenue recognised that was included in the unearned and deferred revenue at the beginning of the year	(1,688.85)	(2,238.12)
Increase due to invoicing / advance received during the year, excluding amounts recognised as revenue during the year	2,038.92	2,113.33
Balance at the end of the year	2,463.40	2,113.33

(e) Expected revenue recognition from remaining performance obligations:

	As at	
	March 31, 2024	March 31, 2023
- Within one year	3,724.23	3,363.44
- More than one year	781.95	353.64
	4,506.18	3,717.08

The remaining performance obligation disclosure provides the aggregate amount of the transaction price yet to be recognized as at the end of the reporting period and an explanation as to when the Company expects to recognize these amounts in revenue. Remaining performance obligation estimates are subject to change and are affected by several factors, including terminations, changes in the scope of contracts, periodic revaluations, adjustment for revenue that has not materialized and adjustments for currency.

Applying the practical expedient as given in Ind AS 115, the Company has not disclosed the remaining performance obligation related disclosures for contracts where the revenue recognized corresponds directly with the value to the customer of the Company's performance completed to date, typically those contracts where invoicing is on time and material, unit price basis and no information is provided about remaining performance obligations at March 31, 2024 that have an original expected duration of one year or less, as allowed by Ind AS 115.

Notes to the Financial Statements

(All amounts in Rupees Lakhs, unless otherwise stated)

17 Other income

	Year ended	
	March 31, 2024	March 31, 2023
Interest Income on:		
Deposits with banks	1,354.27	1,106.66
On Income tax refund	336.49	-
Others - Reversal of Interest expenses on Income tax of earlier years	220.04	-
Recharge of expenses to fellow subsidiaries (refer note 35)	710.16	492.53
Sub lease rentals from office facilities (refer note 35)	119.75	120.92
Unwinding of discount on security deposits	9.62	14.25
Net foreign exchange gain	-	192.98
Total other income	2,750.33	1,927.34

18 Cost of materials consumed

	Year ended	
	March 31, 2024	March 31, 2023
Raw materials at the beginning of the year	11,159.62	10,880.28
Add: Purchases of raw materials	66,957.95	66,144.49
(Less): Raw materials at the end of the year	(11,904.50)	(11,159.62)
Cost of raw materials consumed during the year	<u>66,213.07</u>	<u>65,865.15</u>
Packing materials consumed	929.13	744.15
Total cost of materials consumed	67,142.20	66,609.30

Notes:

(i) Includes provision for inventory obsolescence Rs.198.15 (March 31, 2023: write back of provision for inventory obsolescence Rs.38.87).

19 Changes in inventories of work-in-progress, stock-in-trade and finished goods

	Year ended	
	March 31, 2024	March 31, 2023
(a) Opening inventories		
Work-in progress	1,621.89	1,120.75
Finished goods	3,397.36	4,033.36
Traded goods	30.04	38.90
Total opening balance	<u>5,049.29</u>	<u>5,193.01</u>
(b) Closing inventories		
Work-in progress	2,186.40	1,621.89
Finished goods	3,355.30	3,397.36
Traded goods	27.30	30.04
Total closing balance	<u>5,569.00</u>	<u>5,049.29</u>
Total changes in inventories of work-in-progress, stock-in-trade and finished goods (a - b)	<u>(519.71)</u>	<u>143.72</u>

Notes to the Financial Statements

(All amounts in Rupees Lakhs, unless otherwise stated)

20 Employee benefits expense

	Year ended	
	March 31, 2024	March 31, 2023
Salaries, wages and bonus	10,689.07	9,556.08
Post-employment benefits:		
Contribution to provident fund and other funds		
Defined contribution (refer note (b) below)	454.39	414.25
Gratuity (refer note (a) below)	194.48	266.58
Compensated absences	131.85	142.93
Employee stock option compensation (refer note (d) below)	23.20	282.50
Staff welfare expenses	449.04	441.64
Total employee benefits expense	11,942.03	11,103.98

(a) Defined benefit plan:

Gratuity: The Company operates a gratuity plan, which is a defined benefit plan, through the "Ingersoll-Rand Employees Gratuity Trust". Eligible employee is entitled to the benefit in accordance with the provisions Payment of Gratuity Act, 1972. It is payable at the time of separation from the Company or retirement, whichever is earlier. The benefits vest after five years of continuous service. During the previous financial year ended March 31, 2023, the company has removed the ceiling of gratuity limit of Rs.20.

(i) Change in defined benefit obligations

	March 31, 2024	March 31, 2023
Balance at the beginning of the year	2,802.00	2,501.91
Add: Current service cost	189.97	151.93
Add: Past service cost	-	110.08
Add: Interest cost	193.40	160.33
Add: Actuarial (gain)/ loss - experience	(197.25)	71.93
Add: Actuarial (gain)/ loss - financial assumptions	41.39	(80.67)
(Less): Benefits paid from plan assets	(106.16)	(113.51)
Balance at the end of the year	2,923.35	2,802.00

(ii) Change in plan assets

	March 31, 2024	March 31, 2023
Fair value of plan assets at the beginning of the year	2,680.15	2,368.98
Add: Interest income	188.89	155.76
Add: Contributions	300.00	270.00
Add: Return on plan assets greater/ (lesser) than discount rate	(30.03)	(1.08)
(Less): Benefits paid	(106.16)	(113.51)
Balance at the end of the year	3,032.85	2,680.15
Actual return on plan assets (%)	7.20	7.40

Notes to the Financial Statements

(All amounts in Rupees Lakhs, unless otherwise stated)

20 Employee benefits expense (Contd.)

(iii) Assets and Liabilities recognised in the Balance Sheet

	March 31, 2024	March 31, 2023
Present value of defined benefit obligation	2,923.35	2,802.00
Less: Fair value of plan assets	3,032.85	2,680.15
Amounts recognised as liability/ (asset)	<u>(109.50)</u>	<u>121.85</u>
Recognised/ Disclosed under:		
Current assets (refer note 7)	109.50	-
Short term provision (refer note 13)	-	121.85
Total	<u>109.50</u>	<u>121.85</u>

The net liability/ (asset) above relates to wholly funded plans.

(iv) Reconciliation of Net Balance Sheet Position

	March 31, 2024	March 31, 2023
Net defined benefit asset/ (liability) at end of prior period	(121.85)	(132.93)
Less: Current service cost	(189.97)	(151.93)
Less: Past service cost	-	(110.08)
Add: Net interest on net defined benefit (liability)/ asset	(4.51)	(4.57)
Add: Amount recognised in other comprehensive income	125.83	7.66
Add: Contributions	300.00	270.00
Net defined benefit asset/ (liability) at end of the year	<u>109.50</u>	<u>(121.85)</u>

(v) Expense recognised in the Statement of Profit and Loss

	March 31, 2024	March 31, 2023
Current service cost	189.97	151.93
Add: Past service cost	-	110.08
Add: Net interest on net defined benefit liability/ (asset)	4.51	4.57
Total expense/ (surplus) recognised in statement of profit or loss	<u>194.48</u>	<u>266.58</u>

(vi) Remeasurement of Defined Benefit Obligations

	March 31, 2024	March 31, 2023
(Gains)/ losses from experience assumptions	(197.25)	71.93
(Gains)/ losses from demographic and financial assumptions	41.39	(80.67)
Return on plan assets (greater)/less than discount rate	30.03	1.08
Total Expense/ (Income) recognised in other comprehensive income	<u>(125.83)</u>	<u>(7.66)</u>

(vii) Major Category of Assets as a % of total Plan Assets

	March 31, 2024	March 31, 2023
Cash (including Special Deposits)	5.95%	6.06%
Government Securities	43.52%	51.27%
Corporate bonds	50.53%	42.67%
Total	<u>100.00%</u>	<u>100.00%</u>

Notes to the Financial Statements

(All amounts in Rupees Lakhs, unless otherwise stated)

20 Employee benefits expense (Contd.)

(viii) The weighted average duration of the defined benefit obligation is 5.51 years old (2023: 6.11 years). The expected maturity analysis of undiscounted gratuity benefit is as follows:

	Less than 1 year	Between 1 - 2 years	Between 2 - 5 years	Between 5 - 10 years	Total
Gratuity					
March 31, 2024	577.48	358.97	1,011.09	2,726.18	4,673.72
March 31, 2023	376.93	465.91	924.23	3,082.24	4,849.31

(ix) Significant Actuarial Assumptions

	March 31, 2024	March 31, 2023
Discount rate per annum	7.20%	7.40%
Expected rate of Return on Plan Assets	7.20%	7.40%
Expected salary increase per annum	(#)	(#)
Attrition rate	10.00%	10.00%
Mortality rate	IALM (2012-14) Ult	IALM (2012-14) Ult

(#) Hourly employees: 6% for three years and 5% thereafter, Others: 10% (2023: Hourly employees: 6% for three years and 5% thereafter, Others: 10%).

Notes:

- The estimates of future salary increases, considered in actuarial valuation, takes into account, inflation, seniority, promotions and other relevant factors, such as demand and supply in the employment market.
- The expected rate of return on assets is determined based on the assessment made at the beginning of the year on the return expected on its existing portfolio, along with the estimated increment to the plan assets and expected yield on the respective assets in the portfolio during the year.
- The discount rate is based on the prevailing market yield on Government securities as at the Balance Sheet date for the estimated term of obligation.

(x) Sensitivity analysis

	March 31, 2024	March 31, 2023
Effect on DBO due to 1% (2022-23 : 1%) increase in discount rate	(153.36)	(162.30)
Effect on DBO due to 1% (2022-23 : 1%) decrease in discount rate	169.25	180.96
Effect on DBO due to 1% (2022-23 : 1%) increase in salary escalation rate	166.91	177.31
Effect on DBO due to 1% (2022-23 : 1%) decrease in salary escalation rate	(154.10)	(162.23)

The above sensitivity analysis is based on a change in an assumption while holding all other assumptions constant. When calculating the sensitivity of the defined benefit obligation to significant actuarial assumptions, the same method (present value of defined benefit obligation calculated with the projected unit credit method at the end of the reporting period) has been applied as when calculating the defined benefit liability in the balance sheet. The methods and types of assumptions used in preparing the sensitivity analysis did not change compared to the prior period.

Notes to the Financial Statements

(All amounts in Rupees Lakhs, unless otherwise stated)

20 Employee benefits expense (Contd.)

(xi) Expected contribution to the funds in the next year

	Year ended	
	March 31, 2024	March 31, 2023
Gratuity	300.00	270.00

(b) Defined contribution plans

Contribution towards provident fund is made to the regulatory authorities which is a defined contribution plan. Both the eligible employees and the Company make monthly contributions to the Government administered provident fund scheme equal to a specified percentage of the eligible employee's salary. Amounts collected under the provident fund plan are deposited with in a Government administered provident fund. The Company has no further obligation to the plan beyond its monthly contributions. The Company's contribution to the provident fund is charged to Statement of Profit and Loss.

Amount recognised in the Statement of profit and loss

	Year ended	
	March 31, 2024	March 31, 2023
(i) Provident fund paid to the authorities	357.32	320.52
(ii) Pension fund paid to the authorities	78.70	77.41
(iii) Others	18.37	16.32
	<u>454.39</u>	<u>414.25</u>

(c) Risk Exposure

Through its defined benefit plan, the Company is exposed to a number of risks. The most significant risks are:

(a) Gratuity

- (i) Interest rate risk : The defined benefit obligation calculated uses a discount rate based on government bonds. If bond yields fall, the defined benefit obligation will tend to increase.
- (ii) Fund return risk : Lower the return on fund, higher the expected shortfall.
- (iii) Salary inflation risk : Higher than expected increases in salary will increase the defined benefit obligation.
- (iv) Demographic risk : This is the risk of variability of results due to factors like mortality, withdrawal, disability and retirement. The effect of these on the defined benefit obligation is not straight forward and depends upon the combination of salary increase, discount rate and attrition rate.
- (v) Investment risk: The Company ensures that the investment positions are managed within an asset-liability matching (ALM) framework that has been developed to achieve long-term investments that are in line with the obligations under the employee benefit plans. Within this framework, the Company's ALM objective is to match assets to the obligations by investing in long-term interest bearing securities with maturities that match the benefit payments as they fall due. A large portion of assets consists of government and corporate bonds. The Company believes that investment in government and corporate bonds offer the best returns over the long term with an acceptable level of risk.

Notes to the Financial Statements

(All amounts in Rupees Lakhs, unless otherwise stated)

20 Employee benefits expense (Contd.)

(d) Employee stock option compensation

2017 Omnibus Incentive Plan ("2017 plan")

In May 2017, the Board of the ultimate holding company approved the 2017 Plan, which authorises the ultimate holding company to grant stock-based compensation awards to employees, directors and advisers. All the share based incentives vests over a period of four or five years and expire ten years from the date of grant.

A Employee option plan

Certain executives of the Company are eligible to participate in the employee share based payment plans of 'Ingersoll-Rand Inc., the ultimate holding company. The share based plans are assessed, managed and administered by the ultimate holding company. Under the plan, participants are granted options which vests over four years of service from the grant date. Once vested, the options remain exercisable till ten years from the date of grant.

Set out below is a summary of options granted under the plan:

Particulars	As at	
	March 31, 2024	March 31, 2023
	Number of options	Number of options
Opening balance	9,219	7,143
Granted during the year	2,536	3,363
Vested/ Exercised during the year	(3,128)	(691)
Forfeited during the year due to employee cessation	(2,966)	(596)
Closing balance	5,661	9,219

Note 1: No options expired during the periods covered in the above table.

Share options outstanding at the end of the year have the following expiry date and exercise prices:

Plan	Grant Date	Expiry date	Share options As at March 31, 2024	Share options As at March 31, 2023
2017 plan	February 23, 2021	February 22, 2025	332	2,715
2017 plan	February 22, 2022	February 21, 2026	1,129	3,141
2017 plan	February 23, 2023	February 22, 2027	1,664	3,363
2017 plan	February 27, 2024	February 27, 2028	2,536	-
			5,661	9,219
Weighted average remaining contractual life of options outstanding at the end of period			6.3 - 7.5 years	7.97 years
Exercise price (in USD)			Nil	Nil

Notes to the Financial Statements

(All amounts in Rupees Lakhs, unless otherwise stated)

20 Employee benefits expense (Contd.)

Fair value of options granted

The fair value at grant date of options granted during the year ended March 31, 2024 was USD 58.11 per option (March 31, 2023: USD 53.09). The fair value at grant date is determined using the Black Scholes model which takes into account the exercise price, the term of the option, the share price at grant date and expected price volatility of the underlying share, the expected dividend yield and the risk free interest rate for the term of the option. The value of options have been translated to Rupees at the year end closing rate.

The model inputs for options granted during the year ended are listed below.

Particulars	As at	
	March 31, 2024	March 31, 2023
Grant date	February 27, 2024	February 23, 2023
Expiry date	February 27, 2028	February 22, 2027
Share price at grant date (USD)	90.38	57.89
Expected price volatility of the company's shares	35.6% - 36.6%	37.1% - 38.3%
Expected dividend yield	0.1%	0.1% - 0.2%
Risk-free interest rate	3.8% - 4.6%	1.9% - 3.9%

B Restricted stock units - Executives

Restricted stock units (RSU) are share equivalents that are awarded to certain employees with a promise to issue actual shares to holders of the RSU at vesting. The RSU will vest in one-third installment over three years. Once they fully vest, each unit may be converted into a share at current value over an exercisable period of ten years.

Set out below is a summary of RSU's granted under the plan:

Particulars	As at March 31, 2024		As at March 31, 2023	
	Weighted average fair value of shares (in USD)	Number of RSU's	Weighted average fair value of shares (in USD)	Number of RSU's
Opening balance	34.08	3,950	34.08	3,404
Granted during the year	59.22	1,076	52.36	1,442
Vested/ Exercised during the year	37.51	(1,441)	56.08	(660)
Forfeited during the year due to employee cessation	-	(1,214)	-	(236)
Closing balance		2,371		3,950

Note 1: No RSUs have expired during the periods covered in the above table.

Notes to the Financial Statements

(All amounts in Rupees Lakhs, unless otherwise stated)

20 Employee benefits expense (Contd.)

RSU's outstanding at the end of the year have the following expiry date and exercise price:

Plan	Grant Date	Expiry date	RSU's as at March 31, 2024	RSU's as at March 31, 2023
2017 plan	February 23, 2021	February 22, 2025	131	1,563
2017 plan	February 22, 2022	February 21, 2026	451	945
2017 plan	February 23, 2023	February 22, 2027	713	1,442
2017 plan	February 27, 2024	February 27, 2028	1,076	-
			<u>2,371</u>	<u>3,950</u>
Weighted average remaining contractual life of RSUs outstanding at the end of period			6.3 - 7.5 years	7.74 years
Exercise price (in USD)			Nil	Nil

Particulars of RSU granted during the year ended are listed below

Particulars	As at	
	March 31, 2024	March 31, 2023
Grant date	February 27, 2024	February 23, 2023
Expiry date	February 27, 2028	February 22, 2027
Share price at grant date (USD)	59.22	57.89

C Restricted stock units - All employees

Restricted stock units (RSU) are share equivalents that are awarded to all employees with a promise to issue actual shares to holders of the RSU at vesting. The RSU will vest equally over two years. Once they fully vest, each unit may be converted into a share at current value over an exercisable period of ten years.

Set out below is a summary of RSU's granted under the plan:

Particulars	As at March 31, 2024		As at March 31, 2023	
	Weighted average fair value of shares (in USD)	Number of RSU's	Weighted average fair value of shares (in USD)	Number of RSU's
Opening balance	53.19	2,645	53.09	22,261
Granted during the year	66.10	485	48.29	472
Granted during the year	90.38	529	57.89	492
Vested/ Exercised during the year	-	(2,163)	-	(20,366)
Forfeited during the year due to employee cessation	-	-	-	(214)
Closing balance		<u>1,496</u>		<u>2,645</u>

Note 1: No RSUs have expired during the periods covered in the above table.

Notes to the Financial Statements

(All amounts in Rupees Lakhs, unless otherwise stated)

20 Employee benefits expense (Contd.)

RSU's outstanding at the end of the year have the following expiry date and exercise price:

Plan	Grant Date	Expiry date	RSU's as at March 31, 2024	RSU's as at March 31, 2023
2017 plan	August 20, 2020	August 19, 2022	-	1,436
2017 plan	February 22, 2022	February 21, 2024	-	245
2017 plan	August 26, 2022	August 25, 2024	236	472
2017 plan	February 23, 2023	February 22, 2025	246	492
2017 plan	February 27, 2024	February 26, 2026	1,014	-
			1,496	2,645
Weighted average remaining contractual life of RSUs outstanding at the end of period			1.23 years	1.41 years
Exercise price (in USD)			Nil	Nil

Particulars of RSU granted during the year ended are listed below

Particulars	As at	
	March 31, 2024	March 31, 2023
Grant date	August 17, 2023/ February 27, 2024	August 26, 2022/ February 23, 2023
Expiry date	August 16, 2025/ February 26, 2026	August 25, 2024/ February 22, 2025
Share price at grant date (USD)	66.10/ 90.38	48.29/ 57.89

D Expenses arising from Employee stock option compensation transactions

Total expenses arising from Employee stock option compensation transactions recognised in statement of profit and loss under employee benefit expense were as follows:

Particulars	Year ended	
	March 31, 2024	March 31, 2023
Employee option plan	(15.05)	104.05
Restricted stock units - Executives	3.66	52.13
Restricted stock units - All employees	34.59	126.32
Total	23.20	282.50

[Refer note 10.2 (iii) relating to the amounts to be reimbursed by the Company to the ultimate holding company amounting to Rs.34.59 (March 31, 2023: 153.35)].

21 Finance costs

	Year ended	
	March 31, 2024	March 31, 2023
Interest expense on lease liability [refer note 32B(b)]	22.65	50.05
Interest on delay in depositing direct taxes	42.63	7.25
Interest on delay in depositing Indirect taxes	56.10	-
Interest on late payment to MSME suppliers (net off writeback of provisions)	85.48	183.38
Total finance costs	206.86	240.68

Notes to the Financial Statements

(All amounts in Rupees Lakhs, unless otherwise stated)

22 Depreciation and amortisation expense

	Year ended	
	March 31, 2024	March 31, 2023
Depreciation on property, plant and equipment (Refer note 4)	1,427.74	1,286.66
Depreciation of right-of-use assets [refer note 32B(a)]	338.12	338.52
Amortisation on intangible assets (Refer note 4)	7.84	7.84
Total depreciation and amortisation expense	1,773.70	1,633.02

23 Other expenses

	Year ended	
	March 31, 2024	March 31, 2023
Contractor charges	1,114.28	1,066.99
Rent (refer note 32A)	76.95	51.95
Rates and taxes	78.39	38.87
Insurance	146.48	125.91
Power and fuel	375.72	318.22
Repairs and maintenance:		
Buildings	38.19	43.95
Plant and machinery	402.09	436.97
Others	0.54	0.35
Engineering services - product design, development, etc.	95.63	113.35
Information technology services	135.69	138.72
Royalty expenses (refer note 35)	3,738.24	3,326.65
Directors commission	36.00	36.00
Communication	77.22	73.73
Travel and conveyance	1,134.35	1,076.61
Freight, insurance and handling	907.36	1,004.01
Dealer commission	82.83	227.43
Advertising and sales promotion	69.41	101.69
Warranty	486.08	322.44
Legal and professional fees	682.66	732.58
Net foreign exchange (gain)/ loss	39.64	-
Net (gain) / loss on disposal of property, plant and equipment	0.91	4.89
Provision/ (write back) for doubtful receivables (net)	117.64	(13.83)
Provision/ (write back) for doubtful advances (net)	(73.83)	209.69
Payments to auditors [refer note (a) below]:		
Statutory audit fees	33.75	33.75
Tax audit fees	2.25	2.25
Limited reviews (March 31, 2023 : Rs.11 was paid to previous auditor)	30.00	31.00
Other attestation services	19.23	19.23
Out of pocket expenses	-	2.48
Expenditure towards Corporate Social Responsibility (CSR) activities [refer note (b) below]	340.01	247.36
Miscellaneous expenses	1,083.31	924.28
Total other expenses	11,271.02	10,697.52

Notes to the Financial Statements

(All amounts in Rupees Lakhs, unless otherwise stated)

23 Other expenses (Contd.)

	Year ended	
	March 31, 2024	March 31, 2023
Notes:		
(a) The above excludes amounts paid to a firm affiliated to the statutory auditors firm through a networking arrangements as registered with the Institute of Chartered Accountants of India, for the year ended March 31, 2024 Rs. Nil (for the year ended March 31, 2023 Rs.24.76)		
(b) CSR expenditure:		
Gross amount required to be spent by the Company during the year	340.01	247.15
Amount spent during the year on:		
(i) Construction/ acquisition of any asset		
In Cash	-	-
Yet to be paid in cash	-	-
(ii) On purposes other than (i) above		
In Cash	340.01	247.36
Yet to be paid in cash	-	-
	<u>340.01</u>	<u>247.36</u>
Excess of CSR expenses incurred	-	(0.21)
Details of related party transactions in relation to CSR expenditure	-	-
Nature of CSR activities undertaken		
Healthcare/ community development	109.61	75.60
Education/ STEM	168.37	74.16
Environmental sustainability	62.03	97.60
	<u>340.01</u>	<u>247.36</u>

24 Tax expenses

	Year ended	
	March 31, 2024	March 31, 2023
(a) Tax expenses		
Current tax		
Current tax on profits for the year	8,028.00	6,443.00
Adjustments for current tax of prior periods	9.69	(2.50)
Total current tax expense	<u>8,037.69</u>	<u>6,440.50</u>
Deferred tax		
Changes in deferred tax assets	(431.37)	(69.39)
Changes in deferred tax liabilities	(41.11)	(5.01)
Total deferred tax expense/(benefit)	<u>(472.48)</u>	<u>(74.40)</u>
Income tax expenses reported in Statement of Profit and Loss	<u>7,565.21</u>	<u>6,366.10</u>
Deferred tax related to items recognised in OCI		
Income tax relating to gain on remeasurements of defined benefit obligations	31.67	1.93
Income tax expenses reported in OCI	<u>31.67</u>	<u>1.93</u>

Notes to the Financial Statements

(All amounts in Rupees Lakhs, unless otherwise stated)

24 Tax expenses (Contd.)

(b) Reconciliation of tax expense and the accounting profit multiplied by India's tax rate:

	Year ended	
	March 31, 2024	March 31, 2023
Profit before tax expense	29,803.92	24,629.90
Tax at the Indian tax rate of 25.17% (A.Y. 2023-24: 25.17%)	7,501.05	6,198.85
Tax effect of amounts which are not deductible (taxable) in calculating taxable Income:		
Expenditure towards Corporate Social Responsibility (CSR) activities	85.57	62.26
Employee share-based payments expense	(2.87)	39.31
Finance costs	32.25	58.75
Adjustments for tax of prior periods	9.69	(2.50)
Other items	(60.48)	9.43
Tax expenses	7,565.21	6,366.10

25 Contingent liabilities and commitments

(to the extent not provided for)

	As at	
	March 31, 2024	March 31, 2023
(i) Contingent liabilities		
(a) Claims against the Company not acknowledged as debts (Claims filed against the Company by customers/ vendors/ employees claiming damages for non-performance of contractual obligation/ defective supply of products/ termination of employment, which is disputed by the Company and the matters are lying under appeal with various forums)	87.32	91.36
(b) Value added tax/ Sales tax matters in dispute [Relates to demand on account of non-submission of statutory forms to the department substantiating the levy of concessional tax rate to customers. In connection with a dispute, the Company has furnished a Bank guarantee of Rs.252.15 (March 31, 2023: Rs.252.15)]. The Company has paid Rs.118.50 (March 31, 2023: Rs.118.50) 'under protest' to the relevant statutory authorities this regard.	144.54	144.54
(c) Central excise matters in dispute (Relates to adjustment on account of levy of additional duty and related demands made by the Excise department / Service tax department, which is disputed by the Company and are lying under appeal with various forums). The Company has paid Rs.Nil (March 31, 2023: Rs.Nil) 'under protest' to the relevant statutory authorities in this regard.	219.96	1,863.07
(d) Service tax matters in dispute (Relates to demand on account of input credits denied by the Service tax department, which is disputed by the Company and the matter is lying under appeal with the various forums). The Company has paid Rs.72.69 (March 31, 2023: Rs.72.79) 'under protest' to the relevant statutory authorities in this regard.	1,643.33	1,643.33

Notes to the Financial Statements

(All amounts in Rupees Lakhs, unless otherwise stated)

25 Contingent liabilities and commitments (Contd.)

(i) Contingent liabilities (Contd.)

	As at	
	March 31, 2024	March 31, 2023
(e) Income tax matters	1,156.47	1,334.02
<p>[Relates to transfer pricing and other adjustments (including interest thereon) made by the Income Tax Department for the assessment years 2003-04 to 2005-06, 2009-10, 2017-18 and 2018-19, which is disputed by the Company and the matters are lying under appeal with various forums and certain final orders are awaited. The Company has paid Rs. 559.43 (March 31, 2023: Rs.489.04) 'under protest' to the relevant statutory authorities in this regard].</p>		
(f) Provident fund matters	-	-
<p>In light of judgment of Honorable Supreme Court dated 28th February 2019 on the definition of "Basic Wages" under the Employees Provident Funds & Misc. Provisions Act, 1952 and based on Company's evaluation, there are significant uncertainties and numerous interpretative issues relating to the judgement and hence It is unclear as to whether the clarified definition of Basic Wage would be applicable prospectively or retrospectively. The amount of the obligation therefore cannot be measured with sufficient reliability for past periods and hence has currently been considered to be a contingent liability.</p>		
(g) Notice from Employee's Provident Fund Organisation ("EPFO")	952.17	952.17
<p>Relates to the surrender of the provident fund exemption to the EPFO Authorities. The Company has received notice during 2022-23 from EPFO, directing to remit Rs.952.17 on account of shortfall in amount remitted at the time of surrendering PF exemption in January 2022, and the Company has replied to the same disputing the claim.</p> <p>Note: Considering the very nature of the disputes and the dependency on decisions pending with various forums, it is not practicable for the Company to estimate the timing of the cash outflows at this stage with respect to the above contingent liabilities. In all the above cases interest has been included till the date of order.</p>		
(ii) Guarantees		
<p>Guarantees given by banks on behalf of the Company for contractual obligations of the Company.</p> <p>The necessary terms and conditions have been complied with and no liabilities have arisen.</p>		
(iii) Commitments		
<p>Capital commitments</p> <p>Capital expenditure contracted for at the end of the reporting period but not recognised as liabilities is as follows:</p>		
Property, plant and equipment	7,850.10	402.25
<p>Note: Refer note 32 for disclosure relating to lease commitment</p>		

Notes to the Financial Statements

(All amounts in Rupees Lakhs, unless otherwise stated)

26 Earnings per share

	Year ended	
	March 31, 2024	March 31, 2023
(a) Reconciliations of earnings used in calculating earnings per share		
Profit attributable to the equity holders of the company used in calculating basic and diluted earnings per share:	22,238.71	18,263.80
(b) Weighted average number of shares used as the denominator		
Weighted average number of equity shares used as the denominator in calculating basic and diluted earnings per share	31,568,000	31,568,000
(c) Basic and Diluted earnings per share		
Basic and diluted earnings per share attributable to the equity shareholders of the Company	70.45	57.86

27 Offsetting financial assets and financial liabilities

The following table presents the recognised financial instruments that are offset, or subject to enforceable master netting arrangements as at March 31, 2024 and March 31, 2023. The column 'net amount' shows the impact on the Company's balance sheet if all set-off rights were exercised.

	Effects of offsetting on the Balance Sheet		
	Gross amounts	Gross amounts setoff in the Balance Sheet	Net amounts presented in the Balance Sheet
March 31, 2024			
Financial assets			
Trade receivables	26,659.90	(1,772.52)	24,887.38
Total	26,659.90	(1,772.52)	24,887.38
Financial liabilities			
Trade payables	17,493.88	(1,772.52)	15,721.36
Total	17,493.88	(1,772.52)	15,721.36
March 31, 2023			
Financial assets			
Trade receivables	28,221.25	(1,430.43)	26,790.82
Total	28,221.25	(1,430.43)	26,790.82
Financial liabilities			
Trade payables	20,827.43	(1,430.43)	19,397.00
Total	20,827.43	(1,430.43)	19,397.00

Offsetting arrangements

Trade receivables and payables:

The Company gives volume based rebates and also issues credit notes on account of delays, defective, etc. Under the terms of the supply agreements, these amounts payable by the Company are offset against receivables from the customers and only the net amounts are settled. The relevant amounts have therefore been presented net in the balance sheet.

Notes to the Financial Statements

(All amounts in Rupees Lakhs, unless otherwise stated)

28 Fair value measurements

Financial instruments by category

	As at	
	March 31, 2024	March 31, 2023
	Amortised cost	Amortised cost
Financial assets		
Trade receivables	24,887.38	26,790.82
Cash and cash equivalents	22,037.13	27,294.55
Other bank balances	255.01	227.97
Other financial assets	742.87	765.71
Total financial assets	47,922.39	55,079.05
Financial liabilities		
Lease liabilities	607.34	461.94
Other financial liabilities	2,732.98	866.41
Trade payables	15,721.36	19,397.00
Total financial liabilities	19,061.68	20,725.35

Note: The management assessed that for amortised cost instruments, fair value approximate largely to the carrying amount. The Company does not have any financial instrument designated at FVTPL or FVOCI to be valued as per level 1, level 2, level 3, hence this disclosure is not presented.

29 Dues to micro and small enterprises

The dues to such enterprises which have provided goods and services to the Company and which qualify under the definition of micro and small enterprises, as defined under Micro, Small and Medium Enterprises Development Act, 2006 is stated as under.

	Year ended	
	March 31, 2024	March 31, 2023
	Current	Current
Principal amount due to suppliers registered under the MSMED Act and remaining unpaid as at year end	2,178.37	3,142.99
Interest due to suppliers registered under the MSMED Act and remaining unpaid as at year end for the year	27.96	32.23
Principal amounts paid to suppliers registered under the MSMED Act, beyond the appointed day during the year	11,012.40	11,409.41
Interest paid, other than under Section 16 for MSMED Act, to suppliers registered under the MSMED Act, beyond the appointed day during the year	-	-

Notes to the Financial Statements

(All amounts in Rupees Lakhs, unless otherwise stated)

29 Dues to micro and small enterprises (Contd.)

	Year ended	
	March 31, 2024	March 31, 2023
	Current	Current
Interest paid, under Section 16 of MSMED Act, to suppliers registered under the MSMED Act, beyond the appointed day during the year	-	-
Interest due and payable towards suppliers registered under MSMED Act, for payments already made	155.36	248.98
Further interest remaining due and payable for earlier years	584.60	401.22

The Company has identified small enterprises and micro enterprises, as defined under the MSMED Act by requesting confirmation from vendors to the letters circularised by the Company.

Dues to micro and small enterprises have been determined to the extent such parties have been identified on the basis of information collected by the Management. This has been relied upon by the auditors.

30 Financial Risk Management

The Company's activities expose it to market risk, liquidity risk and credit risk. The Company's risk management is carried out by the management under the policies approved of the Board of Directors that help in identification, measurement, mitigation and reporting all risks associated with the activities of the Company. These risks are identified on a continuous basis and assessed for the impact on the financial performance. Information on risks and the response strategy is escalated in a timely manner to facilitate timely decision making. Risk response strategy is formulated for key risks by management.

The below note explains the sources of risk which the Company is exposed to and how the Company manages the risk in the financial statements.

A Credit risk

Credit risk arises from cash and cash equivalents, security deposits carried at amortised cost and deposits with banks, as well as credit exposures to customers including outstanding receivables.

(i) Credit risk management

Credit risk is managed and assessed on an ongoing basis. Only high rated banks are accepted for banking transactions and placement of deposits. For other financial assets, the Company assesses and manages credit risk based on internal credit rating system. Internal credit rating is performed for each class of financial instruments with different characteristics. The Company assigns the following credit ratings to each class of financial assets based on the assumptions, inputs and factors specific to the class of financial assets.

A : High quality assets, negligible credit risk.

B : Low quality assets, high credit risk.

C : Doubtful assets, credit-impaired.

Notes to the Financial Statements

(All amounts in Rupees Lakhs, unless otherwise stated)

30 Financial Risk Management (Contd.)

The Company considers the probability of default upon initial recognition of asset and whether there has been a significant increase in credit risk on an ongoing basis throughout each reporting period. To assess whether there is any significant increase in credit risk, the Company compares the risk of default occurring on the asset as at the reporting date with the risk of default as at the date of initial recognition. It considers below indicators to assess credit risk :

1. Internal credit rating.
2. External credit rating (to extent available).
3. Any significant change in business, financial or economic conditions that are expected to cause a significant change in the payer's ability to meet its obligations, including changes in operating results and payment status.

Macro economic information (such as regulatory changes, legal changes, interest rate changes) are incorporated as a part of the internal rating model.

Default of a financial asset is when the counterparty fails to make contractual payments within 365 days of when they fall due. This definition of default is determined by considering the business environment in which entity operates and other macro-economic factors.

(ii) Provision for expected credit losses

The Company provides for expected credit loss based on the following:

Internal rating	Category	Description	Basis for recognition of expected credit loss		
			Loans	Security deposits	Trade receivables
A	High quality assets	Assets where the counter-party has strong capacity to meet the obligations and where the risk of default is negligible or nil.	12-month expected credit loss	12-month expected credit loss	Simplified expected credit loss
B	Low quality assets	Assets where there is a moderate probability of default. In general, assets where contractual payments are more days than past due are categorised as low quality assets. Also includes assets where the credit risk of counter-party has increased significantly though payments may not be more than past due.	Life-time expected credit loss	Life-time expected credit loss	Simplified expected credit loss
C	Doubtful assets	Assets are fully provided or written off when there is no reasonable expectation of recovery, such as a debtor declaring bankruptcy or failing to engage in a repayment plan with the Company. The Company categorises a loan or receivable for write off when a debtor fails to make contractual payments more than past due. Where loans or receivables have been written off, the Company continues to engage in enforcement activity to attempt to recover the receivable due. Where recoveries are made, these are recognised in profit or loss.	Asset is fully provided for or written off.		

Notes to the Financial Statements

(All amounts in Rupees Lakhs, unless otherwise stated)

30 Financial Risk Management (Contd.)

Expected credit loss for trade receivables under simplified approach

Customer category	Public sector undertaking	Direct customers	Related Parties	Distributors	Total
Year ended As at March 31, 2024					
Gross carrying amount	2,876.91	13,427.28	5,764.01	3,700.27	25,768.47
Expected loss rate	13.15%	3.40%	0.00%	1.27%	3.42%
Expected credit loss (loss allowance provision)	378.17	456.00	-	46.92	881.09
Carrying amount of trade receivables (net of impairment)	2,498.74	12,971.28	5,764.01	3,653.35	24,887.38
Year ended As at March 31, 2023					
Gross carrying amount	2,130.91	12,189.64	9,501.90	3,731.82	27,554.27
Expected loss rate	14.87%	3.33%	0.00%	1.09%	2.77%
Expected credit loss (loss allowance provision)	316.92	405.89	-	40.64	763.45
Carrying amount of trade receivables (net of impairment)	1,813.99	11,783.75	9,501.90	3,691.18	26,790.82

Reconciliation of loss allowance provision - Trade receivables

Particulars	As at	
	March 31, 2024	March 31, 2023
Opening provision for loss allowance	763.45	777.28
Add: Additional provision	117.64	-
Less: Utilisation/ (reversal)	-	(13.83)
Closing provision	881.09	763.45

B Liquidity risk

Prudent liquidity risk management implies maintaining sufficient cash and cash equivalents and the availability of funding through adequate amount of committed credit facilities to meet obligations when due. Due to the dynamic nature of the underlying business, the Company maintains flexibility in funding by maintaining surplus cash in short-term deposits. Management monitors the rolling forecasts of the Company's liquidity position and cash and cash equivalents on the basis of expected cash flows.

Maturities of financial liabilities:

Contractual maturities of financial liabilities	Less than 12 months	More than 12 months	Total
As at March 31, 2024			
Lease liabilities (refer note 32B(b))	205.67	401.67	607.34
Trade payables	15,721.36	-	15,721.36
Other financial liabilities	2,732.98	-	2,732.98
Total	18,660.01	401.67	19,061.68
As at March 31, 2023			
Lease liabilities (refer note 32B(b))	338.73	123.21	461.94
Trade payables	19,397.00	-	19,397.00
Other financial liabilities	866.41	-	866.41
Total	20,602.14	123.21	20,725.35

Notes to the Financial Statements

(All amounts in Rupees Lakhs, unless otherwise stated)

30 Financial Risk Management (Contd.)

C Market risk

Foreign currency risk

The Company is exposed to foreign exchange risk arising from foreign currency transactions, primarily with respect to USD. Foreign exchange risk arises from future commercial transactions and recognised assets and liabilities denominated in a currency that is not the Company's functional currency (Rupees). The risk is measured through a forecast of highly probable foreign currency cash flows.

The Company exposure to foreign currency risk at the end of the reporting period expressed in Rupees is as follows:

Particulars	Currency	As at March 31, 2024		As at March 31, 2023	
		Foreign currency	Indian rupees	Foreign currency	Indian rupees
Financial assets					
Trade receivables	USD	5,666,007	4,722.43	10,449,436	8,587.61
Trade receivables	EUR	26,452	23.77	-	-
Bank balance (EEFC)	USD	337,698	281.46	2,370,639	1,948.25
Financial liabilities					
Trade payables	USD	5,454,550	4,546.19	7,417,917	6,096.23
Trade payables	EUR	1,422,235	1,278.04	206,566	183.88
Trade payables	JPY	33,701	0.19	2,505,800	15.48
Trade payables	GBP	50,148	52.69	13,773	13.96
Other financial liabilities	USD	24,894	20.75	13,786	11.33

Sensitivity

The sensitivity of profit or loss to changes in the exchange rates of major currencies arises mainly from foreign currency denominated financial instruments.

Sensitivity on profit after tax	Year ended	
	March 31, 2024	March 31, 2023
USD sensitivity		
INR/ USD - Increase by 1% (March 31, 2023: 1%)	1.16	18.56
INR/ USD - Decrease by 1% (March 31, 2023: 1%)	(1.16)	(18.56)
EUR sensitivity		
INR/ EUR - Increase by 1% (March 31, 2023: 1%)	(9.39)	(1.38)
INR/ EUR - Decrease by 1% (March 31, 2023: 1%)	9.39	1.38

Notes to the Financial Statements

(All amounts in Rupees Lakhs, unless otherwise stated)

31 Capital Management

A Risk management

The Company's objectives when managing capital are to:

- (i) safeguard their ability to continue as a going concern, so that they can continue to provide returns for shareholders and benefits for other stakeholders and;
- (ii) maintain an optimal capital structure to reduce the cost of capital.

The Company does not have any exposure towards debt except lease liability. Management regularly monitors rolling forecasts of liquidity position and cash on the basis of expected cash flows. In addition, the Company projects cash flows in major currencies and considers the level of liquid assets necessary to meet these.

B Dividends

	As at	
	March 31, 2024	March 31, 2023
Dividends not recognised at the end of the reporting period		
The directors have recommended the payment of a dividend of Rs.20 per fully paid equity share (March 31, 2023: Rs.20). This dividend is subject to the approval of shareholders in the ensuing annual general meeting.	6,313.60	6,313.60

32 Leases

A Short term leases (as lessee)

The Company has certain operating leases for office facilities (short term leases). Such leases are generally with the option of renewal against increased rent and premature termination of agreement on mutual consent of both the parties.

Rental expenses relating to short term leases:

	Year ended	
	March 31, 2024	March 31, 2023
Total rental expense including variable lease payments	76.95	51.95

B Leases accounted as ROU assets (as lessee)

- (a) The Company leases office premises facilities. The leases typically run for a period of 1 to 5 years, with an option to renew the lease after that date. For certain leases, the Company is restricted from entering into any sub-lease arrangements. The Company also leases vehicles for its employees where the leases typically run from 2 to 5 years and Land with lease period upto 99 years.

Information about leases for which the Company is a lessee is presented below.

Right-of-use assets

Right-of-use assets related to leased assets

	Buildings		Vehicles	
	March 31, 2024	March 31, 2023	March 31, 2024	March 31, 2023
i. Opening Balance - Gross carrying amount	1,225.52	1,202.50	63.29	63.29
ii. Opening Balance - Accumulated depreciation	(838.14)	(517.01)	(17.39)	-
iii. Additions to right of use asset	514.69	23.02	-	-
iv. Depreciation for the year	(300.07)	(321.13)	(15.05)	(17.39)
v. De-recognition of right of use assets	(545.45)	-	(9.38)	-
vi. Accumulated depreciation on "v" above	545.45	-	4.69	-
vii. Closing Balance - Net carrying amount	602.00	387.38	26.16	45.90

Notes to the Financial Statements

(All amounts in Rupees Lakhs, unless otherwise stated)

32. Leases (Contd.)

	Leasehold land		Total	
	March 31, 2024	March 31, 2023	March 31, 2024	March 31, 2023
i. Opening Balance - Gross carrying amount	61.30	61.30	1,350.11	1,327.09
ii. Opening Balance - Accumulated depreciation	-	-	(855.53)	(517.01)
iii. Additions to right of use asset (Refer note below)	3,269.17	-	3,783.86	23.02
iv. Depreciation for the year	(23.00)	-	(338.12)	(338.52)
v. De-recognition of right of use assets	-	-	(554.83)	-
vi. Accumulated depreciation on "v" above	-	-	550.14	-
vii. Closing Balance	<u>3,307.47</u>	<u>61.30</u>	<u>3,935.63</u>	<u>494.58</u>

Note: The Board of Directors of the Company at their meeting held on December 22, 2022 approved setting up a new manufacturing plant at an investment of about Rs. 17,000.00/- to be situated in Gujarat State, India to increase the manufacturing and output of the existing products and also to manufacture new products. Pursuant to the same, the Company has taken land at Sanand – II Industrial Estate from Gujarat Industrial Development Corporation (GIDC) on 99 years lease basis and capitalized payment of Rs. 3,269.17/- as ROU asset. As on March 31, 2024, the plant construction has commenced and the Company has incurred Rs. 443 and accounted the same as Capital Work In Progress (CWIP) in the balance sheet. The construction is expected to be completed by Q4 FY 2024-25.

(b) Lease liabilities

Maturity analysis – contractual discounted cash flows

	Carrying amount	Contractual cash flows			
		Total	0-1 years	1-5 years	5 years and above
March 31, 2024					
Lease liabilities - current	205.67	205.67	205.67	-	-
Lease liabilities - non current	401.67	401.67	-	401.67	-
March 31, 2023					
Lease liabilities - current	338.73	338.73	338.73	-	-
Lease liabilities - non current	123.21	123.21	-	123.21	-

The following is the movement in lease liabilities during the year ended:

	Buildings		Vehicles		Total	
	March 31, 2024	March 31, 2023	March 31, 2024	March 31, 2023	March 31, 2024	March 31, 2023
i. Opening Balance	413.55	710.67	48.39	63.88	461.94	774.55
ii. Additions	486.71	23.04	-	-	486.71	23.04
iii. Finance cost accrued during the period	19.15	44.79	3.50	5.26	22.65	50.05
iv. De-recognition	-	-	(5.01)	-	(5.01)	-
v. Payment of lease liabilities (including interest)	(340.90)	(364.95)	(18.05)	(20.75)	(358.95)	(385.70)
vi. Closing Balance	<u>578.51</u>	<u>413.55</u>	<u>28.83</u>	<u>48.39</u>	<u>607.34</u>	<u>461.94</u>

Notes to the Financial Statements

(All amounts in Rupees Lakhs, unless otherwise stated)

32. Leases (Contd.)

C Income from sub lease (as lessor) :

The Company has sublet few of the leased premises. Lease rental income under such non-cancellable operating lease during the year ended March 31, 2024 amounted to Rs.119.75 (March 31, 2023: Rs.120.92).

Commitments for minimum lease receipts in relation to short term operating leases are receivable as follows:

	Year ended	
	March 31, 2024	March 31, 2023
Not later than one year	132.44	119.28
Later than one year and not later than five years	-	-

33 Segment Information:

Description of segments and principal activities

The Company's chief operating decision maker (CODM) consists of the managing director or executive director and the chief financial officer. The Company's chief operating decision maker (CODM) reviews the performance of the Company as a whole. Consequently, there is only one segment Air Solutions. Accordingly, there are no additional disclosure to be provided under Ind AS 108, other than those already provided in the financial statements.

Geographical information

Particulars	Total	
	March 31, 2024	March 31, 2023
Revenue		
India	99,594.33	87,685.28
Outside India		
United States	16,145.37	20,710.29
Ireland	2,891.17	3,658.16
United Arab Emirates	742.19	1,280.41
Kuwait	725.75	-
Srilanka	188.95	895.62
Singapore	239.69	337.01
France	32.81	122.06
Others	809.15	390.34
	<u>121,369.41</u>	<u>115,079.17</u>
Non-Current assets (excluding deferred tax asset and income tax asset)		
India	16,047.00	12,214.26
Outside India	-	-
	<u>16,047.00</u>	<u>12,214.26</u>

Major customer

Revenue from one customer i.e. Ingersoll-Rand Industrial US Inc., USA is Rs.16,099.11 for the year ended March 31, 2024 (Ingersoll-Rand Industrial US Inc., USA for the year ended March 31, 2023 : Rs.20,710.29) which contributes more than 10% of the Company total revenue.

34 Events occurring after the reporting period

The Management has evaluated subsequent events till May 28, 2024, the date at which the financial statements were approved by the Board of Directors.

Notes to the Financial Statements

(All amounts in Rupees Lakhs, unless otherwise stated)

35 Related party transactions: (Contd.)

(d) Balances with related parties

	As at	
	March 31, 2024	March 31, 2023
The following balances are outstanding at the end of the reporting period in relation with transactions with related parties:		
Ultimate holding company		
Other financial liabilities	20.75	11.33
Immediate holding company		
Trade receivables	4,300.82	6,671.24
Trade payables	17.57	0.98
Unbilled receivables	-	18.65
Fellow subsidiaries		
Trade receivables	1,463.19	2,830.66
Other receivables	221.21	124.38
Trade payables	4,477.55	5,104.74
Other financial liabilities	10.00	-

(e) Remuneration paid to key management personnel

	Year ended	
	March 31, 2024	March 31, 2023
Remuneration Paid:		
Inder Arora, Executive Director (Upto November 8, 2023)		
Salaries and other employee benefits	66.20	114.83
Contribution to provident fund	2.93	4.25
Employee stock option compensation	-	13.17
Preeti Mohanty, CFO (Upto March 6, 2023)		
Salaries and other employee benefits	-	105.23
Contribution to provident fund	-	5.00
Employee stock option compensation	-	15.56
P.R.Shubhakar, CFO and Company Secretary (From March 7, 2023)		
Salaries and other employee benefits	110.50	20.14
Contribution to provident fund	5.01	0.31
Employee stock option compensation	-	-
Rajesh Ganjoo, Executive Director (From November 8, 2023)		
Salaries and other employee benefits	32.70	-
Contribution to provident fund	1.52	-
Employee stock option compensation	4.06	-
Sunil Khanduja, Director - Operations (From November 8, 2023)		
Salaries and other employee benefits	42.59	-
Contribution to provident fund	1.98	-
Employee stock option compensation	32.13	-
Total compensation	<u>299.62</u>	<u>278.49</u>

Note 1: The above does not include provision for gratuity and compensated absences that are calculated for the Company as a whole.

Note 2: The above does not include Rs.36 (March 31, 2023: Rs.36) of commission paid/ payable to non-executive directors.

Notes to the Financial Statements

(All amounts in Rupees Lakhs, unless otherwise stated)

35 Related party transactions: (Contd.)

(f) Disclosure in respect of transactions with related parties (other than ultimate/ immediate holding company)

	Year ended	
	March 31, 2024	March 31, 2023
Sales and purchases of goods and services		
(a) Sale of goods and services		
-Ingersoll-Rand Industrial Ireland Limited, Ireland	2,844.63	3,587.11
-Ingersoll Rand Air Solutions Hibon SARL, France	32.81	122.06
-Ingersoll Rand Singapore Enterprises Pte Ltd, Singapore	239.69	277.42
-Gardner Denver Engineered Products India Pvt Ltd, India	7,566.13	7,116.65
-Gardner Denver Ltd, United Kingdom	147.14	-
-Gardner Denver Inc, USA	46.26	-
-Hibon Inc, Canada	14.89	20.43
-Ingersoll-Rand Italiana Manufacturing SRL, Italy	-	4.41
-Ingersoll-Rand Company South Africa Pty Limited, South Africa	-	0.23
-Shanghai Ingersoll Rand Compressor Limited, China	31.46	2.10
-Ingersoll Rand Machinery Shanghai Company Limited, China	-	31.50
-Miltonroy India Pvt Ltd, India (formerly known as Accudyne Industries India Pvt Ltd)	0.56	0.74
-Gardner Denver Korea Ltd, Korea	-	174.50
-Ingersoll-Rand Technologies and Services Private Limited, India	17.81	5.68
(b) Recovery of freight, insurance and packing expenses		
-Ingersoll-Rand Industrial Ireland Limited, Ireland	46.55	71.05
-Ingersoll-Rand Company South Africa Pty Limited, South Africa	2.42	-
(c) Purchase of raw materials, components and traded goods (including in transit)		
-Ingersoll-Rand Industrial Ireland Limited, Ireland	4,847.65	5,582.17
-Ingersoll-Rand (China) Industrial Equipment Manufacturing Co. Limited, China	6,538.31	5,780.67
-Gardner Denver Engineered Products India Pvt Ltd, India	4.53	163.96
-Gardner Denver Deutschland GMBH, Germany	1,726.79	1,562.88
-Officine Meccaniche Industrial SRL, Italy	113.76	102.13
-Plurifilter Doo, Slovenia	876.52	760.55
-Ingersoll-Rand Italiana Manufacturing SRL, Italy	-	7.07
-Shanghai Ingersoll Rand Compressor Limited, China	170.07	196.66
-Jorc Industrial BV, Netherlands	14.80	5.07
-Gardner Denver Oy, Finland	945.03	825.72
-Gardner Denver International Ltd, United Kingdom	384.58	916.56
-Compair International Trading (Shanghai) Co Ltd, China	183.77	113.60
-Gardner Denver Inc., USA	210.09	124.97
-Gardner Denver SRL, Italy	47.91	29.33
-Gardner Denver Nash LLC, USA	47.29	97.93
-Ingersoll-Rand Technologies and Services Private Limited, India	1.89	0.87

Notes to the Financial Statements

(All amounts in Rupees Lakhs, unless otherwise stated)

35 Related party transactions: (Contd.)

(f) Disclosure in respect of transactions with related parties (other than ultimate/ immediate holding company)

	Year ended	
	March 31, 2024	March 31, 2023
Other transactions		
(a) Recharge of expenses to fellow subsidiaries		
-Ingersoll-Rand Technologies and Services Private Limited, India	503.10	421.16
-Ingersoll-Rand International (India) Private Limited, India	43.32	36.31
-Gardner Denver Engineered Products India Pvt Ltd, India	163.74	35.06
(b) Reimbursement of expenses		
-Gardner Denver Engineered Products India Pvt Ltd, India	-	7.12
-Ingersoll-Rand Technologies and Services Private Limited, India	3.55	1.50
(c) Rent received		
-Ingersoll-Rand Technologies and Services Private Limited, India	95.45	97.07
-Ingersoll-Rand International (India) Private Limited, India	7.00	7.00
-Gardner Denver Engineered Products India Pvt Ltd, India	13.07	12.40
-Miltonroy India Pvt Ltd, India (formerly known as Accudyne Industries India Pvt Ltd)	4.23	4.45
(d) Purchase of property, plant and equipment		
-Gardner Denver Engineered Products India Pvt Ltd, India	-	58.15
-Ingersoll-Rand Industrial Ireland Limited, Ireland	-	1.05
(e) Royalty expenses		
-Ingersoll-Rand Global Ventures LLC, USA	3,677.34	3,248.78
(f) Expenses recharged by other companies		
-Ingersoll-Rand Technologies and Services Private Limited, India	213.64	199.72
-Ingersoll-Rand International (India) Private Limited, India	354.62	313.67
-Gardner Denver International Ltd, United Kingdom	0.88	15.40
- Ingersoll Rand Vietnam Company Limited, Vietnam	0.09	-
-Ingersoll-Rand Industrial Ireland Limited, Ireland	0.05	-
(g) Contributions made to gratuity fund		
-Ingersoll-Rand Employees Gratuity Trust, India	300.00	270.00

Notes to the Financial Statements

(All amounts in Rupees Lakhs, unless otherwise stated)

35 Related party transactions: (Contd.)

(f) Disclosure in respect of transactions with related parties (other than ultimate/ immediate holding company)

	As at	
	March 31, 2024	March 31, 2023
Balances with related parties (other than ultimate/ immediate holding company):		
(a) Trade receivables		
- Ingersoll-Rand Industrial Ireland Limited, Ireland	192.53	705.62
- Ingersoll Rand Singapore Enterprises Pte Ltd, Singapore	67.64	17.07
- Gardner Denver Engineered Products India Pvt Ltd, India	1,195.06	2,101.32
- Ingersoll-Rand Technologies and Services Private Limited, India	4.64	0.71
- Hibon Inc, Canada	2.52	3.83
- Ingersoll-Rand Company South Africa Pty Limited, South Africa	0.80	0.23
- Shanghai Ingersoll Rand Compressor Limited, China	-	1.88
(b) Other receivables		
- Ingersoll-Rand Technologies and Services Private Limited, India	63.41	93.08
- Gardner Denver Engineered Products India Pvt Ltd, India	152.90	26.60
- Ingersoll-Rand International (India) Private Limited, India	4.53	3.90
- Miltonroy India Pvt Ltd, India (formerly known as Accudyne Industries India Pvt Ltd)	0.37	0.80
(c) Trade payables		
- Ingersoll-Rand Industrial Ireland Limited, Ireland	796.12	1,498.58
- Ingersoll-Rand (China) Industrial Equipment Manufacturing Co. Limited, China	1,314.50	1,374.37
- Ingersoll-Rand Global Ventures, USA	829.93	741.75
- Gardner Denver Deutschland GMBH, Germany	599.19	558.16
- Gardner Denver International Ltd, United Kingdom	37.21	48.25
- Ingersoll-Rand Technologies and Services Private Limited, India	58.79	77.60
- Ingersoll-Rand International (India) Private Limited, India	114.77	97.02
- Officine Meccaniche Industrial SRL, Italy	33.59	18.16
- Plurifilter Doo, Slovenia	308.94	166.40
- Shanghai Ingersoll Rand Compressor Limited, China	24.56	58.28
- Gardner Denver Oy, Finland	131.17	229.97
- Gardner Denver Nash LLC,	24.69	58.83
- Compair International Trading (Shanghai) Co Ltd, China	34.19	32.31
- Gardner Denver SRL, Italy	24.94	12.10
- Gardner Denver Engineered Products India Pvt Ltd, India	0.82	15.15
- Gardner Denver Inc.,	140.62	113.46
- Jorc Industrial BV, Netherlands	2.96	4.35
- Ingersoll Rand Vietnam Company Limited, Vietnam	0.56	-
(d) Other financial liabilities		
- Gardner Denver Engineered Products India Pvt Ltd, India	10.00	-

Notes to the Financial Statements

(All amounts in Rupees Lakhs, unless otherwise stated)

35 Related party transactions: (Contd.)

(g) Terms and conditions

- (1) Transaction relating to dividends was on the same terms and conditions that applied to other shareholders.
- (2) Export of IT services to immediate holding company is on cost-plus basis.
- (3) All transactions including sale of goods were made on normal commercial terms and conditions and at arm's length price.
- (4) All outstanding balances are unsecured and are repayable in cash.

36 Ratios

Sl	Ratio	Numerator	Denominator	Year ended		%
				March 31, 2024	March 31, 2023	
1	Current Ratio (in times)	Current Assets	Current Liabilities	2.57	2.61	-1.83%
2	Debt- Equity Ratio (in times)	Debt (Borrowings)	Equity	Not applicable as the Company does not have any debt	Not applicable as the Company does not have any debt	-
3	Debt Service coverage ratio (in times)	Profit for the year + Depreciation and amortisation expense + Finance costs	Debt Service (Principal repayment + Interest payment)	Not applicable as the Company does not have any debt	Not applicable as the Company does not have any debt	-
4	Return on Equity ratio (in %)	Profit for the year	Average Equity = (Opening Equity + Closing Equity)/2	38.40	32.33	18.78%
5	Inventory turnover ratio	Cost of goods sold (COGS) Cost of goods sold = Cost of materials consumed + Purchases of stock- in-trade + Changes in inventories of WIP, Traded goods and Finished goods	Average Inventory Average Inventory = (Opening Stock + Closing Stock)/2	4.10	4.26	-3.57%
6	Trade receivables turnover ratio	Revenue from operations	Average trade receivables = (Opening Trade receivables + Closing Trade receivables)/2	4.70	4.72	-0.56%

Notes to the Financial Statements

(All amounts in Rupees Lakhs, unless otherwise stated)

36 Ratios: (Contd.)

Sl	Ratio	Numerator	Denominator	Year ended		%
				March 31, 2024	March 31, 2023	
7	Trade payables turnover ratio	Net credit purchases (COGS + Other expenses)	Average trade payables = (Opening Trade payables + Closing Trade payables)/2	4.58	4.03	13.53%
8	Net capital turnover ratio	Total income	Average amount of working capital = (Opening working capital + Closing working capital)/2 Working Capital = Current Assets - Current Liabilities	2.91	2.71	7.41%
9	Net profit ratio (in %)	Profit for the year	Total income	17.92	15.61	14.79%
10	Return on capital employed (in %)	Profit for the year before Interest and Taxes	Capital Employed Capital Employed = Tangible net worth (Total Equity - Intangible assets) + Lease liability + Deferred tax liability	51.19	42.70	19.89%
11	Return on Investment - Fixed deposits (RoI) (in %)	Interest income on Deposits with banks	Average investment in bank deposits = (Opening bank deposits + Closing bank deposits)/2	5.84	4.09	42.92%

Reasons for variances exceeding 25%

- Return on investments has increased due to increase in average value of deposits held during the year when compared to previous year.

- 37 The Companies (Accounts) Amendments Rules 2022 mandates maintenance of backup of company's books of account and other books and papers maintained in electronic mode on servers physically located in India on a daily basis with effect from August 5, 2022. The Company evaluated several options considering other important aspects such as mitigation of data and cyber security risks and started keeping back-up of general ledger dump in a server physically located in India on all working days effective September 13, 2023. The Company is in the process of implementing the necessary changes to automate the process of back-up covering all books of account on a daily basis which is expected to be completed in due course of time. The Company is of the view that this does not have any material impact on its Financial Statements for the year ended March 31, 2024.

Notes to the Financial Statements

(All amounts in Rupees Lakhs, unless otherwise stated)

- 38 With effect from 1 April 2023, the Ministry of Corporate Affairs (MCA) has made it mandatory for companies to maintain an audit trail throughout the year for transactions impacting books of accounts.

The Company uses one accounting software for maintaining the books of account for the year ended March 31, 2024 which has a feature of recording audit trail (edit log) facility and the same has operated throughout the year for all relevant transactions recorded in the software except that audit trail was not enabled for certain tables for the period of April 1, 2023 to March 31, 2024.

In respect of an software(s) operated by a third-party software service providers and used by the Company for maintaining certain payroll and revenue records, independent auditor's system and organisation controls reports does not cover audit trail related reporting for the year ended March 31, 2024.

39 Additional Regulatory Information

- (i) Details of benami property held

The Company does not have any Benami property and no proceedings have been initiated on or are pending against the Company for holding any benami property under the Benami Property Transactions Act, 1988 (as amended in 2016) and Rules made thereunder.

- (ii) Registration of charges or satisfaction with Registrar of Companies

There are no charges or satisfaction which are yet to be registered with the Registrar of Companies beyond the statutory period.

- (iii) Wilful Defaulter

The Company has not been declared Wilful Defaulter by any bank or financial institution or government or any government authority.

- (iv) Relationship with struck off companies

The Company has no transactions with the companies struck off under Companies Act, 2013 or Companies Act, 1956.

- (v) Compliance with approved scheme(s) of arrangements

The Company has not entered into any scheme of arrangement which has an accounting impact on current or previous financial year.

- (vi) Undisclosed income

There is no income surrendered or disclosed as income during the current or previous year in the tax assessments under Income Tax Act, 1961, that has not been recorded in the books of accounts.

- (vii) Details of crypto currency or virtual currency

The Company has not traded or invested in crypto currency or any virtual currency during the current or previous year.

- (viii) Valuation of Property, plant and equipment, intangible asset and investment property

The Company has not revalued its Property, plant and equipment nor its intangible assets during the current or previous year. The Company did not have any investment property during the current or previous year.

- (ix) Utilisation of borrowings availed from banks and financial institutions

The company did not have any loans or other borrowings from any lender during the year, therefore, this is not applicable to the Company.

Notes to the Financial Statements

(All amounts in Rupees Lakhs, unless otherwise stated)

39 Additional Regulatory Information (Contd.)

(x) Compliance with number of layers of companies

The Company has not invested in any subsidiary companies, therefore, this is not applicable to the Company.

(xi) Utilisation of borrowed funds and securities premium

The Company has not advanced or loaned or invested funds (either borrowed funds or share premium or any other sources or kind of funds) to any other person(s) or entity(ies), including foreign entities ("Intermediaries") with the understanding (whether recorded in writing or otherwise) that the Intermediary shall

(a) directly or indirectly lend or invest in other persons or entities identified in any manner whatsoever by or on behalf of the Company ("Ultimate Beneficiaries"); or

(b) provide any guarantee, security or the like on behalf of the Ultimate Beneficiaries.

The Company has not received any funds from any person(s) or entity(ies), including foreign entities ("Funding Party") with the understanding (whether recorded in writing or otherwise) that the Company shall

(a) directly or indirectly lend or invest in other persons or entities identified in any manner whatsoever by or on behalf of the Funding Party ("Ultimate Beneficiaries"); or

(b) provide any guarantee, security or the like on behalf of the Ultimate Beneficiaries.

(xii) Loans or advances to specified persons

The Company has not granted any loans or advances to the promoters, directors, KMPs and related parties during the year.

(xiii) Working capital facilities

The Company has sanctioned working capital limits in excess of Rs.500 from banks or financial institutions on the basis of security of current assets, the periodic returns or statements filed by the Company with such banks or financial institutions when requested by the bank, are in agreement with the books of account of the Company.

40 Dividends

The Company paid dividend of Rs.20.00 per equity share during the year ended March 31, 2024 towards final dividend for the year ended March 31, 2023. The Company has paid dividend of Rs.50.00 per equity share during the year ended March 31, 2024 towards interim dividend for the year ended March 31, 2024. Dividend declared by the Company are based on profits available for distribution. On May 28, 2024, the Board of Directors of the Company have proposed a dividend of Rs.20 per equity share in respect of the year ended March 31, 2024 subject to the approval of shareholders at the Annual General Meeting, and if approved, would result in an outflow of approximately Rs.6,313.60.

for and on behalf of Board of Directors of
Ingersoll - Rand (India) Limited
CIN: L05190KA1921PLC036321

Sekhar Natarajan
Chairman
DIN: 01031445
Place: Bengaluru
Date: May 28, 2024

Sunil Khanduja
Director - Operations
DIN: 10041581
Place: Bengaluru
Date: May 28, 2024

P. R. Shubhakar
Chief Financial Officer & Company
Secretary
DIN: 06688703
Place: Bengaluru
Date: May 28, 2024



Ingersoll-Rand (India) Limited
First Floor, Subramanya Arcade,
No. 12/1, Bannerghatta Road,
Bangalore - 560029.